



STANDARD
PROFILES
06/2019





Extruded alloys- tempers & mechanical properties:

Standard alloys in production include:

EN-AW 6060 (Al MgSi0,5)	DIN 3.3206
EN-AW 6063 (Al Mg0,7Si)	DIN 3.2315
EN-AW 6005A (Al MgSi0,7)	DIN 3.3210
EN-AW 6082 (Al Si1MgMn)	DIN 3.2315
EN-AW 6061 (Al Mg1SiCu)	DIN 3.3211*

* Only available with a prior notice of 5 weeks and a minimum ordered quantity of 22 tons dispatched in one go.

Alloy chemical composition as per EN 573-3:2-13											
Alloy	Si	Fe	Cu	Mn	Mg	Cr	Zn	Ti	Other		Al
									Each	Total	
6060	0,30-0,60	0,10-0,30	0,10	0,10	0,35-0,60	0,05	0,15	0,10	0,05	0,15	Rest
6063	0,20-0,60	0,35	0,10	0,10	0,45-0,90	0,10	0,10	0,10	0,05	0,15	Rest
6005A	0,50-0,90	0,35	0,30	0,50	0,40-0,70	0,30	0,20	0,10	0,05	0,15	Rest
6082	0,70-1,30	0,50	0,10	0,40-1,00	0,60-1,20	0,25	0,20	0,10	0,05	0,15	Rest
6061*	0,40-0,80	0,70	0,15-0,40	0,15	0,80-1,20	0,04-0,35	0,25	0,15	0,05	0,15	Rest

Available combinations of Alloys & Tempers				
6060	6063	6005A	6082	6061
O	O	O	O	O
T4	T4	T4	T4	T4
T5	T5	-	T5	-
T6	T6	T6	T6	T6
T66	T66	-	-	-

Temper designation EN 515:2017	
O	Annealed wrought alloys
T4	Solution heat treated & naturally aged.
T5	Cooled from an elevated temperature forming operation & artificially aged (precipitation hardened)
T6	Solution heat treated & artificially aged (precipitation hardened). Press quenching required.
T66	Cooled from an elevated temperature forming operation & artificially aged (precipitation hardened) to a higher level of mechanical properties through special control of manufacturing processes. Press quenching required.

Physical properties	Alloys EN-AW				
Alloys EN-AW	6060	6063	6005A	6082	6061
Melting range °C	585-650		585-650	585-650	580-640
Density g/cm ³	2,70	2,70	2,70	2,70	2,70
Electrical Conductivity MS/m	34-38		26-32	24-32	22-30
Thermal Conductivity W/(m K)	200-220		180-220	170-220	170-200
Specific Heat J / (Kg K)	898			896	
Thermal Expansion Values					
-50 to 20 °C (10 ⁻⁶ /K)	21,8	23,4	23,4	23,4	23,0
20 to 100 °C (10 ⁻⁶ /K)	23,4				
20 to 200 °C (10 ⁻⁶ /K)	24,5				
20 to 300 °C (10 ⁻⁶ /K)	25,6				
Young's Modulus MPa	69500	69500	69500	70000	70000
Shear Modulus MPa	26100	26100	26200	26400	26300

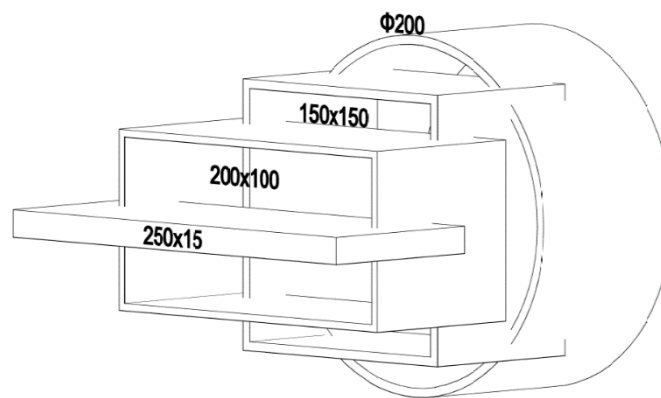
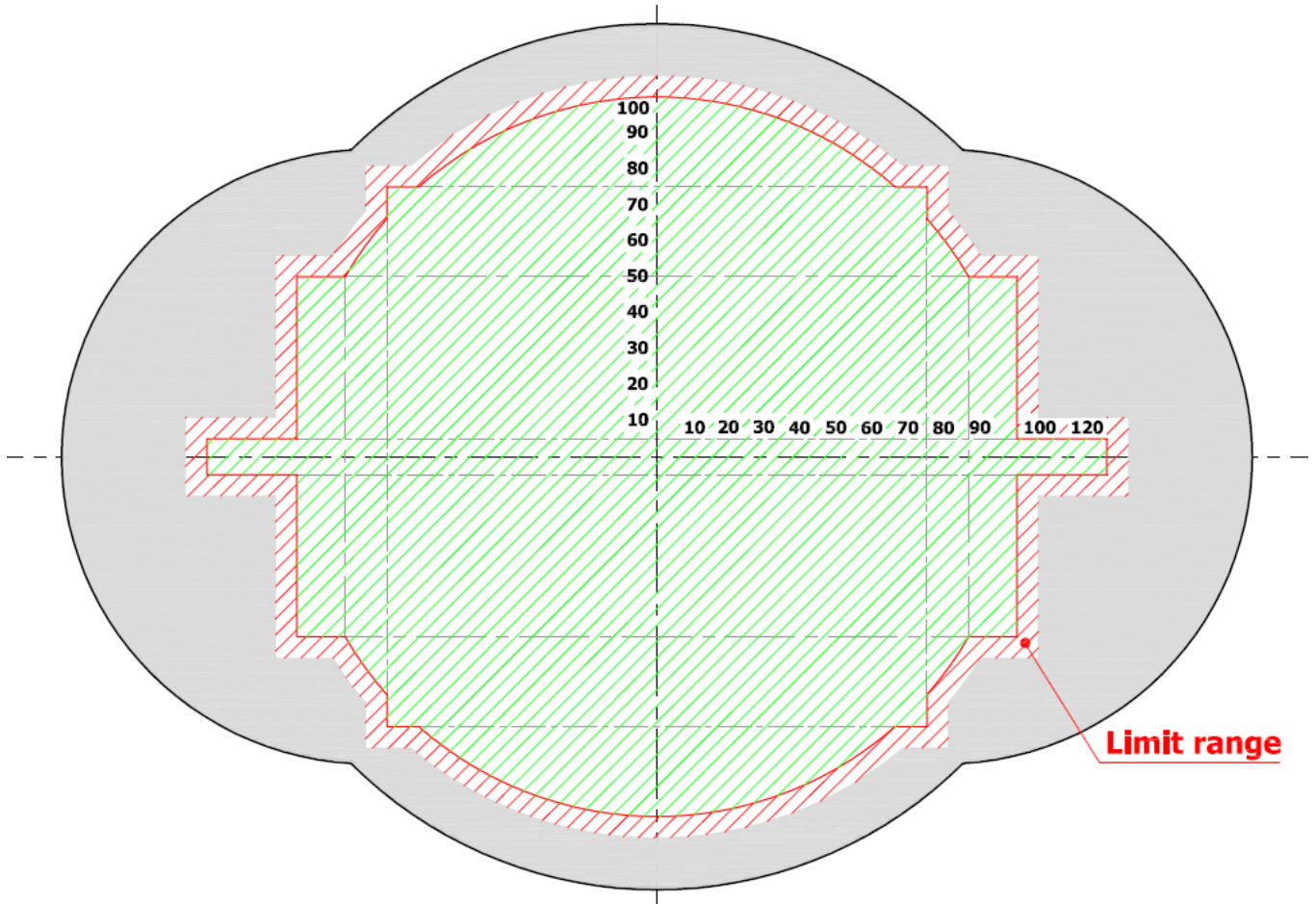


Mechanical properties as per EN 755-2:2016 (EXTRUDED PROFILES)							
Alloy	Temper	Wall Thickness e mm*	Tensile strength R _m MPa min	Yield strength R _{p0,2} MPa min	Elongation		Brinell Hardness HB**
					A % min	A _{50mm} % min	
EN-AW 6060	T4	e ≤ 25	120	60	16	14	50
	T5	e ≤ 5	160	120	8	6	60
		5 < e ≤ 25	140	100	8	6	60
	T6	e ≤ 5	190	150	8	6	60
		5 < e ≤ 25	170	140	8	6	60
	T66	e ≤ 5	215	160	8	6	75
		5 < e ≤ 25	195	150	8	6	75
EN-AW 6063	T4	e ≤ 25	130	65	14	12	50
	T5	e ≤ 10	175	130	8	6	65
		10 < e ≤ 25	160	110	7	5	65
	T6	e ≤ 10	215	170	8	6	75
		10 < e ≤ 25	195	160	8	6	75
	T66	e ≤ 10	245	200	8	6	80
10 < e ≤ 25		225	180	8	6	80	
EN-AW 6005A	T4 open	e ≤ 25	180	90	15	13	50
	T4 hollow	e ≤ 10	180	90	15	13	50
	T6 open	e ≤ 5	270	225	8	6	90
		5 < e ≤ 10	260	215	8	6	85
		10 < e ≤ 25	250	200	8	6	85
	T6 hollow	e ≤ 5	255	215	8	6	85
5 < e ≤ 15		250	200	8	6	85	
EN-AW 6082	T4	e ≤ 25	205	110	14	12	35
	T5 open	e ≤ 5	270	230	8	6	90
	T5 hollow	e ≤ 5	270	230	8	6	95
	T6 open	e ≤ 5	290	250	8	6	95
		5 < e ≤ 25	310	260	10	8	95
	T6 hollow	e ≤ 5	290	250	8	6	95
5 < e ≤ 15		310	260	10	8	95	
EN-AW 6061	T4	e ≤ 25	180	110	15	13	65
	T6	e ≤ 5	260	240	9	7	95
		5 < e ≤ 25	260	240	10	8	95

* For a profile having different wall thicknesses, the lowest specified values of properties shall be considered as valid for the whole profile cross section. ** The values for the HB hardness are indicative only.

Bendability classes to standardised tempers (EN 15088:2005)							
Alloy	T4	T5	T6	T6510	T64	T66	
EN-AW 6060	-	B3	B3	B3	B2	B3	
EN-AW 6063	-	B3	B3	B3	-	B3	
EN-AW 6005A	-	-	-	B3	B3	-	
EN-AW 6082	B2	B3	B3	-	-	-	
EN-AW 6061	B2	-	B3	B3	-	-	
B2	Material is in mid strained hardened/naturally aged/partially aged hardened. Bendability for simple symmetrical sections with medium radii is possible. Thin walled or complicated sections may require special devices or bending machines.						
B3	Material is in hard/fully age hardened. For simple symmetrical sections bendability is possible only with relatively large radii. Thin walled or complicated sections may require special devices or bending machines.						

Profile size production range



Maximum extrusion dimensions per standard profile (shape) category.

01 Square	02 Rect	03 Round	04 Angle	05 Angle	06 T-section	07 U-Section	09/12 Square	10/13 Rect.	11 Round
61x61	250x15	70	150x150x13	240x40x14	150x150x13	40x240x40x12	150x150x6	200x100x6	200x5

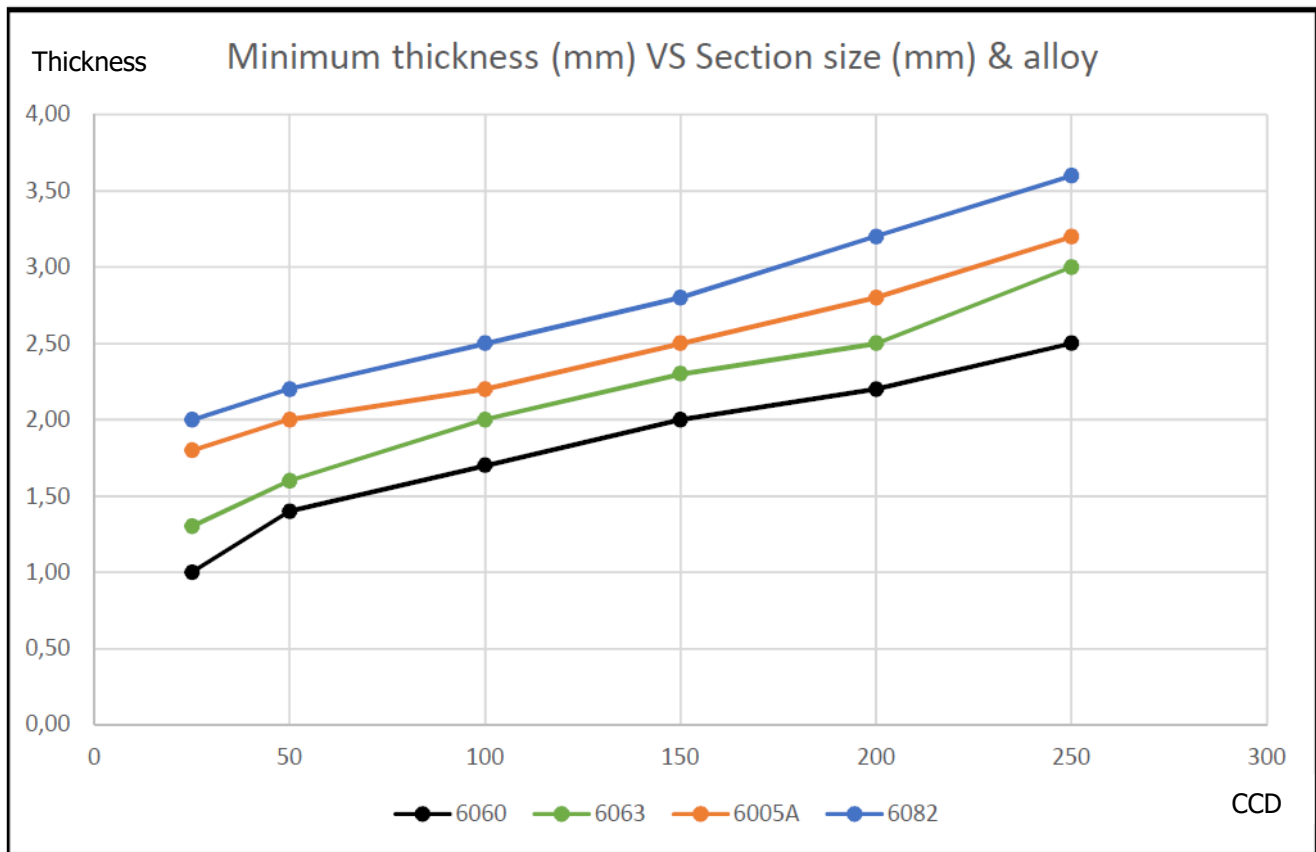


Profile weight production range

Minimum	Maximum
0,100 Kg/m	10,00 Kg/m

Thickness vs Alloy

Depending on the size of the section (Circumscribed Circle Diameter, horizontal axis) and the alloy to extrude, the minimum thickness should follow the trend indicated by the chart below (vertical axis):



Product forms & Applications

Alloys	Forms	Characteristic properties	Applications
EN-AW 6060	Extruded bars Extruded tubes	V.good corrosion resistance, weldability, Medium strength, Complex sections, Anodising quality.	Architectural sections, windows, doors, curtain walls, lightings, railing, ladders, furniture, fences, truck flooring, heat sinks, irrigation, cooling pipes, electronic modules.
EN-AW 6063	Extruded profiles	V.good corrosion resistance, weldability, Medium strength, Complex sections, Anodising quality.	Architectural sections, windows, doors, curtain walls, lightings, railing, ladders, furniture, fences, truck flooring, heat sinks, irrigation, cooling pipes, electronic modules, electric motor housings, office equipment, special machine elements.



EXPERTS IN ALUMINIUM™

EN-AW 6005A	V.good corrosion resistance, V.good weldability, ,Medium-high strength, Complex sections, Anodising quality.	Bus and railway profile structures, structural engineering, pylons, platforms, pipeline,...
EN-AW 6082	V.good corrosion resistance, V.good weldability, Medium-high strength, good machinability, formability in T4,Medium-high strength, Simple sections	Heavy duty structures in rail coaches, truck frames, ship building, offshore, bridges, boiler making, mast and beams for ship building, scaffolding, motorboats.
EN-AW 6061	V.good corrosion resistance, V.good weldability, Medium-high strength, good machinability, formability in T4,Medium-high strength, Simple sections	Heavy duty structures in rail coaches, truck frames, ship building, offshore, bridges, boiler making, mast and beams for ship building, scaffolding, motorboats

Quality control

Cosmos follow the inspection rules and control the shape quality characteristics and mechanical properties of the extruded sections under the following European norms:

EN Standard	Description
Aluminium & aluminium alloys- Extruded rod/bar, tubes and profiles	
EN 755-1	Technical conditions for inspection & delivery
EN 755-2	Mechanical properties
EN 515	Temper designation
EN 573-3	Chemical composition and form of products
EN 755-3	Round bars, tolerances on dimension & form
EN 755-4	Square bars, tolerances on dimension & form
EN 755-5	Rectangular bars, tolerances on dimension & form
EN 755-6	Hexagonal bars, tolerances on dimension & form
EN 755-8	Porthole square, rect, hex, Oct, & round tubes, tolerances on dimension & form
EN 755-9	Profiles, tolerances on dimension & form
EN- 12020-1	Technical conditions for inspection & delivery (for precision profiles only)
EN- 12020-2	Tolerances on dimension & form (for precision profiles only)
Metallic products- materials	
EN ISO 6892-1	Tensile testing- part 1: Method of test at room temperature
EN- 10204	Inspection certificates 2.3, 3.1, 3.2
On special request	
ASTM B 221M-07 (Metric)	Standard specification for Aluminium and Aluminium alloy Extruded Bars, Rods, Wire, Profiles and Tubes
ASTM B 429M-06	Standard specification for Aluminium alloy Extruded Structural Pipe or Tube.
BS EN ISO 8493:2004	Tube- Drift- expanding test

Certifications

Cosmos aluminium is holding the following certificates:

Cosmos Certificates
ISO 9001
ISO 14001
ISO 50001
OSHAS 18001
Certificate of Conformity of Factory Production Control- No 0038/CPR/PIR1007756/A- Lloyds
LR Approved- No MD00/4306/0004/6a- Lloyds
REACH
RoHS

Square bars

Vierkantstangen

COSMOS ALUMINIUM standard 01

Notes:

* The weight of each profile is calculated by measuring it's cross-sectional area and multiplying it by the material density. The aluminium density is considered to be 2,70

** Alloy and Length is subject to customer's request.

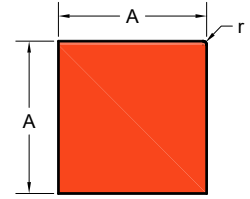
*** Radii less than 1mm are not stated.

* Additional charge

A = Width

A = Height

r = Corner radius



Profile Code	A (mm)	r ^(***) (mm)			Area Fläche (mm ²)	Weight Gewicht (Kg/m)
01-0015	6		*		36	0,10
01-0014	8				64	0,17
01-0017	10				100	0,27
01-0009	12				144	0,39
01-0001	15				225	0,61
01-0016	16				256	0,69
01-0013	18				324	0,87
01-0002	20				400	1,08
01-0003	25				625	1,69
01-0004	30				900	2,43
01-0010	35				1225	3,31
01-0005	40				1600	4,32
01-0011	45				2025	5,47
01-0006	50				2500	6,75
01-0008	55				3025	8,17
01-0007	60				3600	9,72
01-0012	61				3721	10,05

Rectangular bars (Flat bars)

Rechteckstangen (Flachstangen)

Notes:

* The weight of each profile is calculated by measuring its cross-sectional area and multiplying it by the material density. The aluminium density is considered to be 2,70

** Alloy and Length is subject to customer's request.

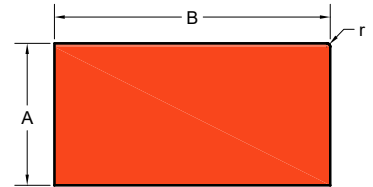
*** Radii less than 1mm are not stated.

* Additional charge

A = Height

B = Width

r = Corner radius



Profile Code	B (mm)	A (mm)	r ^(***) (mm)		Area Fläche (mm ²)	Weight Gewicht (Kg/m)
02-0152	10	2		*	20	0,05
02-0135	10	5			50	0,14
02-0134	10	8			80	0,22
02-0171	12	3			36	0,10
02-0155	12	4			48	0,13
02-0197	12	5			60	0,16
02-0175	12	6			72	0,19
02-0150	15	2		*	30	0,08
02-0000	15	3			45	0,12
02-0173	15	4			60	0,16
02-0001	15	5			75	0,20
02-0180	15	6			90	0,24
02-0106	15	8			120	0,32
02-0189	15	10			150	0,41
02-0138	15	12			180	0,49
02-0139	18	2,5			45	0,12
02-0200	18	5			90	0,24
02-0002	20	2			40	0,11
02-0003	20	3			60	0,16
02-0004	20	4			80	0,22
02-0005	20	5			100	0,27
02-0129	20	6			120	0,32
02-0187	20	7			140	0,38
02-0006	20	8			160	0,43
02-0007	20	10			200	0,54
02-0097	20	12			240	0,65
02-0105	20	15			300	0,81
02-0008	25	2			50	0,14
02-0009	25	3			75	0,20
02-0103	25	4			100	0,27
02-0089	25	5			125	0,34
02-0124	25	6			150	0,41
02-0112	25	8			200	0,54
02-0027	25	10			250	0,68
02-0126	25	12			300	0,81
02-0113	25	15			375	1,01
02-0028	25	20			500	1,35

Profile Code	A (mm)	B (mm)	r^(***) (mm)		Area Flaeche (mm²)	Weight Gewicht (Kg/m)
02-0204	28	7			196	0,53
02-0010	30	2			60	0,16
02-0011	30	3			90	0,24
02-0012	30	4			120	0,32
02-0013	30	5			150	0,41
02-0014	30	6			180	0,49
02-0015	30	8			240	0,65
02-0026	30	10			300	0,81
02-0110	30	12			360	0,97
02-0029	30	15			450	1,22
02-0030	30	20			600	1,62
02-0031	30	25			750	2,03
02-0202	35	2			70	0,19
02-0148	35	3			105	0,28
02-0102	35	4			140	0,38
02-0164	35	5			175	0,47
02-0114	35	8			280	0,76
02-0107	35	10			350	0,95
02-0147	35	12			420	1,13
02-0130	35	15			525	1,42
02-0172	35	20			700	1,89
02-0176	35	25			875	2,36
02-0188	35	30			1050	2,84
02-0016	40	2			80	0,22
02-0017	40	3			120	0,32
02-0018	40	4			160	0,43
02-0019	40	5			200	0,54
02-0020	40	6			240	0,65
02-0032	40	8			320	0,86
02-0033	40	10			400	1,08
02-0111	40	12			480	1,30
02-0034	40	15			600	1,62
02-0035	40	20			800	2,16
02-0108	40	25			1000	2,70
02-0122	40	30			1200	3,24
02-0203	40	35			1400	3,78
02-0169	45	3			135	0,36
02-0158	45	8			360	0,97
02-0192	45	10			450	1,22
02-0167	45	15			675	1,82
02-0021	50	2			100	0,27
02-0036	50	3			150	0,41
02-0022	50	4			200	0,54
02-0023	50	5			250	0,68
02-0037	50	6			300	0,81
02-0038	50	8			400	1,08
02-0039	50	10			500	1,35
02-0116	50	12			600	1,62
02-0040	50	15			750	2,03
02-0151	50	18			900	2,43
02-0041	50	20			1000	2,70

Profile Code	A (mm)	B (mm)	r^(***) (mm)		Area Flaeche (mm²)	Weight Gewicht (Kg/m)
02-0099	50	25			1250	3,38
02-0091	50	30			1500	4,05
02-0125	50	40			2000	5,40
02-0198	55	10			550	1,49
02-0024	60	2			120	0,32
02-0025	60	3			180	0,49
02-0090	60	4			240	0,65
02-0042	60	5			300	0,81
02-0043	60	6			360	0,97
02-0044	60	8			480	1,30
02-0045	60	10			600	1,62
02-0123	60	12			720	1,94
02-0046	60	15			900	2,43
02-0047	60	20			1200	3,24
02-0048	60	25			1500	4,05
02-0049	60	30			1800	4,86
02-0050	60	40			2400	6,48
02-0159	65	5			325	0,88
02-0178	65	10			650	1,76
02-0183	70	2			140	0,38
02-0140	70	3			210	0,57
02-0104	70	4			280	0,76
02-0133	70	5			350	0,95
02-0131	70	6			420	1,13
02-0115	70	8			560	1,51
02-0051	70	10			700	1,89
02-0199	70	12			840	2,27
02-0121	70	15			1050	2,84
02-0160	70	18			1260	3,40
02-0141	70	20			1400	3,78
02-0149	70	25			1750	4,73
02-0127	70	30			2100	5,67
02-0156	70	40			2800	7,56
02-0101	75	5			375	1,01
02-0109	75	10			750	2,03
02-0184	75	15			1125	3,04
02-0094	80	2			160	0,43
02-0098	80	3			240	0,65
02-0095	80	4			320	0,86
02-0052	80	5			400	1,08
02-0053	80	6			480	1,30
02-0054	80	8			640	1,73
02-0055	80	10			800	2,16
02-0117	80	12			960	2,59
02-0056	80	15			1200	3,24
02-0057	80	20			1600	4,32
02-0120	80	25			2000	5,40
02-0100	80	30			2400	6,48
02-0093	80	40			3200	8,64
02-0058	80	50			4000	10,80
02-0182	80	60			4800	12,96

Profile Code	A (mm)	B (mm)	r^(***) (mm)		Area Flaeche (mm²)	Weight Gewicht (Kg/m)
02-0194	85	10			850	2,30
02-0142	90	4			360	0,97
02-0137	90	5			450	1,22
02-0168	90	8			720	1,94
02-0154	90	10			900	2,43
02-0128	90	15			1350	3,65
02-0191	90	20			1800	4,86
02-0186	90	40			3600	9,72
02-0190	100	3			300	0,81
02-0059	100	4			400	1,08
02-0060	100	5			500	1,35
02-0061	100	6			600	1,62
02-0062	100	8			800	2,16
02-0063	100	10			1000	2,70
02-0132	100	12			1200	3,24
02-0064	100	15			1500	4,05
02-0065	100	20			2000	5,40
02-0143	100	25			2500	6,75
02-0066	100	30			3000	8,10
02-0067	100	40			4000	10,80
02-0068	100	50			5000	13,50
02-0162	110	10			1100	2,97
02-0179	110	30			3300	8,91
02-0157	120	3			360	0,97
02-0070	120	5			600	1,62
02-0165	120	6			720	1,94
02-0071	120	8			960	2,59
02-0072	120	10			1200	3,24
02-0145	120	12			1440	3,89
02-0092	120	15			1800	4,86
02-0073	120	20			2400	6,48
02-0181	120	25			3000	8,10
02-0074	120	30			3600	9,72
02-0177	125	20			2500	6,75
02-0195	130	8			1040	2,81
02-0205	130	10			1300	3,51
02-0118	140	5			700	1,89
02-0136	140	8			1120	3,02
02-0193	140	10			1400	3,78
02-0196	140	20			2800	7,56
02-0146	150	4			600	1,62
02-0075	150	5			750	2,03
02-0077	150	8			1200	3,24
02-0078	150	10			1500	4,05
02-0161	150	12			1800	4,86
02-0096	150	15			2250	6,08
02-0079	150	20			3000	8,10
02-0080	160	10			1600	4,32
02-0144	160	12			1920	5,18
02-0163	160	15			2400	6,48
02-0081	180	10			1800	4,86

Profile Code	A (mm)	B (mm)	r^(***) (mm)		Area Flaeche (mm²)	Weight Gewicht (Kg/m)
02-0153	180	12			2160	5,83
02-0119	180	15			2700	7,29
02-0174	180	20			3600	9,72
02-0082	200	5			1000	2,70
02-0166	200	6			1200	3,24
02-0083	200	8			1600	4,32
02-0084	200	10			2000	5,40
02-0085	200	15			3000	8,10
02-0086	200	20			4000	10,80
02-0087	250	8			2000	5,40
02-0088	250	10			2500	6,75

Round bars (Rods)

Rundstangen

COSMOS
ALUMINIUM

standard

03

Notes:


* The weight of each profile is calculated by measuring it's cross-sectional area and multiplying it by the material density. The aluminium density is considered to be 2,70

** Alloy and Length is subject to customer's request.

*** Radii less than 1mm are not stated.

* Additional charge

D = Diameter



Profile Code	D (mm)			Area Flaeche (mm ²)	Weight Gewicht (Kg/m)
03-0035	6	*	diameter tolerance $\pm 0,22\text{mm}$	28	0,08
03-0026	7	*	diameter tolerance $\pm 0,22\text{mm}$	38	0,10
03-0000	8			50	0,14
03-0034	9			64	0,17
03-0001	10			79	0,21
03-0033	11			95	0,26
03-0002	12			113	0,31
03-0038	13			133	0,36
03-0036	13,5			143	0,39
03-0037	14			154	0,42
03-0003	15			177	0,48
03-0011	16			201	0,54
03-0016	18			254	0,69
03-0004	20			314	0,85
03-0030	21			346	0,94
03-0017	22			380	1,03
03-0031	24			452	1,22
03-0005	25			491	1,33
03-0028	26			531	1,43
03-0041	27			573	1,55
03-0032	28			616	1,66
03-0006	30			707	1,91
03-0018	32			804	2,17
03-0027	33			855	2,31
03-0019	34			908	2,45
03-0012	35			962	2,60
03-0015	36			1018	2,75
03-0020	38			1134	3,06
03-0007	40			1257	3,39
03-0025	41			1320	3,56
03-0021	42			1385	3,74
03-0029	44			1521	4,11
03-0013	45			1590	4,29
03-0039	46			1662	4,49
03-0043	47			1735	4,68
03-0042	48			1810	4,89
03-0044	49			1886	5,09

Symmetrical L-Profiles (Angles)

Gleichschenklige L-Profil (Winkelprofile)

standard
04

Notes:

* The weight of each profile is calculated by measuring it's cross-sectional area and multiplying it by the material density. The aluminium density is considered to be 2,70

** Alloy and Length is subject to customer's request.

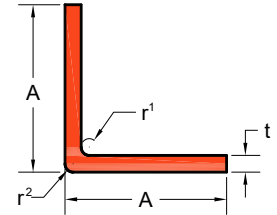
*** Radii less than 1mm are not stated.

A = Width

A = Height

t = thickness

r¹, r² = Corner radius



Profile Code	A (mm)	A (mm)	t (mm)	r ¹ (mm)	r ² (mm)	Area Flaeche (mm ²)	Weight Gewicht (Kg/m)
04-0065	10	10	2	*		36	0,10
04-0056	15	15	1,2	*		35	0,09
04-0067	15	15	1,5	*		43	0,12
04-0000	15	15	2			56	0,15
04-0001	15	15	3			81	0,22
04-0002	20	20	1,5			58	0,16
04-0003	20	20	2			76	0,21
04-0004	20	20	3			111	0,30
04-0049	20	20	4			144	0,39
04-0005	25	25	1,5			73	0,20
04-0066	25	25	1,6			77	0,21
04-0006	25	25	2			96	0,26
04-0007	25	25	3			141	0,38
04-0051	25	25	4			184	0,50
04-0063	25	25	5			225	0,61
04-0058	30	30	1,5			88	0,24
04-0062	30	30	1,8			105	0,28
04-0008	30	30	2			116	0,31
04-0009	30	30	3			171	0,46
04-0010	30	30	4			224	0,60
04-0040	30	30	5			275	0,74
04-0011	35	35	2			136	0,37
04-0012	35	35	3			201	0,54
04-0013	35	35	4			264	0,71
04-0055	35	35	5			325	0,88
04-0070	38	38	6			420	1,13
04-0015	40	40	2			156	0,42
04-0014	40	40	3			231	0,62
04-0020	40	40	4			304	0,82
04-0021	40	40	5			375	1,01
04-0016	45	45	2			176	0,48
04-0048	45	45	5			425	1,15
04-0017	50	50	2			196	0,53
04-0018	50	50	3			291	0,79
04-0022	50	50	4			384	1,04
04-0023	50	50	5			475	1,28
04-0039	50	50	6			564	1,52

Profile Code	A (mm)	A (mm)	t (mm)	r¹ (mm)	r² (mm)	Area Flaeche (mm²)	Weight Gewicht (Kg/m)
04-0044	50	50	8			736	1,99
04-0060	50	50	10			900	2,43
04-0019	60	60	2			236	0,64
04-0024	60	60	3			351	0,95
04-0025	60	60	4			464	1,25
04-0026	60	60	5			575	1,55
04-0027	60	60	6			684	1,85
04-0046	60	60	8			896	2,42
04-0053	60	60	10			1100	2,97
04-0064	70	70	2,5			344	0,93
04-0052	70	70	5			675	1,82
04-0037	70	70	6			804	2,17
04-0041	70	70	7			931	2,51
04-0059	75	75	5			725	1,96
04-0045	80	80	2			316	0,85
04-0028	80	80	3			471	1,27
04-0043	80	80	4			624	1,68
04-0029	80	80	5			775	2,09
04-0030	80	80	6			924	2,49
04-0031	80	80	8			1216	3,28
04-0050	80	80	10			1500	4,05
04-0061	80	80	12			1776	4,80
04-0032	100	100	4			784	2,12
04-0054	100	100	5			975	2,63
04-0047	100	100	6			1164	3,14
04-0033	100	100	8			1536	4,15
04-0036	100	100	10			1900	5,13
04-0034	120	120	8			1856	5,01
04-0035	120	120	10			2300	6,21
04-0042	120	120	12			2736	7,39
04-0068	150	150	8			2336	6,31
04-0069	160	160	15			4575	12,35

Asymmetrical L-Profiles (Angles)

Ungleichschenklige L-Profil (Winkelprofile)

Notes:

* The weight of each profile is calculated by measuring it's cross-sectional area and multiplying it by the material density. The aluminium density is considered to be 2,70

** Alloy and Length is subject to customer's request.

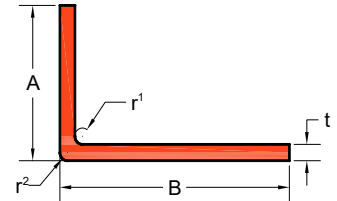
*** Radii less than 1mm are not stated.

A = Height

B = Width

t = thickness

r¹, r² = Corner radius



Profile Code	A (mm)	B (mm)	t (mm)	r ¹ (mm)	r ² (mm)	Area Flaeche (mm ²)	Weight Gewicht (Kg/m)
05-0105	15	10	2			46	0,12
05-0172	20	10	1,5			43	0,12
05-0000	20	10	2			56	0,15
05-0001	20	15	2			66	0,18
05-0084	25	10	2			66	0,18
05-0002	25	15	2			76	0,21
05-0003	25	20	2			86	0,23
05-0185	25	20	2,5			106	0,29
05-0103	25	20	3			126	0,34
05-0004	30	10	2			76	0,21
05-0005	30	15	2			86	0,23
05-0006	30	20	2			96	0,26
05-0007	30	20	3			141	0,38
05-0134	30	20	4			184	0,50
05-0174	30	25	2			106	0,29
05-0180	30	25	3			156	0,42
05-0085	35	10	2			86	0,23
05-0095	35	15	3			141	0,38
05-0008	35	20	2			106	0,29
05-0096	35	20	3			156	0,42
05-0009	35	25	2			116	0,31
05-0115	35	25	3			171	0,46
05-0164	40	10	2			96	0,26
05-0010	40	15	2			106	0,29
05-0011	40	20	2			116	0,31
05-0167	40	20	2,5			144	0,39
05-0012	40	20	3			171	0,46
05-0013	40	20	4			224	0,60
05-0083	40	20	5			275	0,74
05-0123	40	25	2			126	0,34
05-0014	40	25	3			186	0,50
05-0159	40	25	4			244	0,66
05-0015	40	30	2			136	0,37
05-0016	40	30	3			201	0,54
05-0017	40	30	4			264	0,71
05-0150	45	10	2			106	0,29
05-0153	45	20	2			126	0,34

Profile Code	A (mm)	B (mm)	t (mm)	r¹ (mm)	r² (mm)	Area Flaeche (mm²)	Weight Gewicht (Kg/m)
05-0168	45	20	3			186	0,50
05-0018	45	30	3			216	0,58
05-0073	50	15	2			126	0,34
05-0019	50	20	2			136	0,37
05-0113	50	20	3			201	0,54
05-0076	50	25	2			146	0,39
05-0020	50	25	3			216	0,58
05-0162	50	25	4			284	0,77
05-0021	50	30	2			156	0,42
05-0022	50	30	3			231	0,62
05-0078	50	30	4			304	0,82
05-0030	50	30	5			375	1,01
05-0023	50	40	2			176	0,48
05-0024	50	40	3			261	0,70
05-0077	50	40	4			344	0,93
05-0187	50	40	5			425	1,15
05-0144	50	45	5			450	1,22
05-0070	55	45	5			475	1,28
05-0142	60	10	2			136	0,37
05-0156	60	15	2			146	0,39
05-0025	60	20	2			156	0,42
05-0089	60	20	3			231	0,62
05-0133	60	25	2			166	0,45
05-0160	60	25	2,5			206	0,56
05-0166	60	25	3			246	0,66
05-0026	60	30	2			176	0,48
05-0027	60	30	3			261	0,70
05-0149	60	30	4			344	0,93
05-0031	60	30	5			425	1,15
05-0182	60	30	6			504	1,36
05-0145	60	35	2			186	0,50
05-0028	60	40	2			196	0,53
05-0029	60	40	3			291	0,79
05-0032	60	40	4			384	1,04
05-0033	60	40	5			475	1,28
05-0125	60	40	6			564	1,52
05-0177	60	50	3			321	0,87
05-0170	60	50	4			424	1,14
05-0126	60	50	5			525	1,42
05-0118	65	50	4			444	1,20
05-0130	65	50	5			550	1,49
05-0151	70	15	2			166	0,45
05-0141	70	15	3			246	0,66
05-0034	70	20	2			176	0,48
05-0092	70	25	2,5			231	0,62
05-0074	70	30	2			196	0,53
05-0100	70	30	3			291	0,79
05-0094	70	40	2			216	0,58
05-0114	70	40	5			525	1,42
05-0086	70	50	3			351	0,95
05-0184	70	50	5			575	1,55

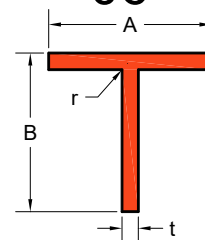
Profile Code	A (mm)	B (mm)	t (mm)	r¹ (mm)	r² (mm)	Area Flaeche (mm²)	Weight Gewicht (Kg/m)
05-0165	75	30	5			500	1,35
05-0081	75	50	4			484	1,31
05-0079	75	50	5			600	1,62
05-0155	75	50	7			826	2,23
05-0035	80	20	2			196	0,53
05-0124	80	25	2			206	0,56
05-0090	80	25	2,5			256	0,69
05-0036	80	30	3			321	0,87
05-0037	80	40	2			236	0,64
05-0038	80	40	3			351	0,95
05-0039	80	40	4			464	1,25
05-0091	80	40	5			575	1,55
05-0082	80	40	6			684	1,85
05-0178	80	45	2			246	0,66
05-0068	80	50	2			256	0,69
05-0136	80	50	4			504	1,36
05-0122	80	50	5			625	1,69
05-0152	80	50	6			744	2,01
05-9001	80	60	3			411	1,11
05-0120	80	60	4			544	1,47
05-0067	80	60	6			804	2,17
05-0128	90	40	2			256	0,69
05-0041	100	20	2			236	0,64
05-0163	100	25	2			246	0,66
05-0137	100	30	2			256	0,69
05-0042	100	30	3			381	1,03
05-0138	100	40	2			276	0,75
05-0043	100	40	3			411	1,11
05-0044	100	40	4			544	1,47
05-0157	100	50	2			296	0,80
05-0045	100	50	3			441	1,19
05-0046	100	50	5			725	1,96
05-0066	100	50	6			864	2,33
05-0104	100	50	8			1136	3,07
05-0087	100	50	10			1400	3,78
05-0135	100	60	4			624	1,68
05-0047	100	60	6			924	2,49
05-0119	100	60	8			1216	3,28
05-0117	100	64	8			1248	3,37
05-0116	100	70	2			336	0,91
05-0146	100	70	4			664	1,79
05-0099	100	80	4			704	1,90
05-0069	100	80	6			1044	2,82
05-0161	100	80	8			1376	3,72
05-0148	110	30	2			276	0,75
05-0169	110	80	10			1800	4,86
05-0097	120	20	2			276	0,75
05-0050	120	40	3			471	1,27
05-0071	120	40	4			624	1,68
05-0051	120	50	5			825	2,23
05-0188	120	60	5			875	2,36

T-Profiles

T-Profile

standard

06



Notes:

* The weight of each profile is calculated by measuring its cross-sectional area and multiplying it by the material density. The aluminium density is considered to be 2,70

** Alloy and Length is subject to customer's request.

*** Radii less than 1mm are not stated.

* Additional charge

A = Width

B = Height

t = thickness

r = Corner radius

Profile Code	A Width (mm)	B Height (mm)	t(mm)	r(mm)	Area Flaeche (mm ²)	Weight Gewicht (Kg/m)
06-0031	15	15	2		56	0,15
06-0012	20	20	2		76	0,21
06-0048	20	20	3		111	0,30
06-0045	25	25	2		96	0,26
06-0017	25	25	3		141	0,38
06-0030	30	30	2		116	0,31
06-0018	30	30	3		171	0,46
06-0027	30	40	3		201	0,54
06-0000	30	60	4		344	0,93
06-0049	35	35	3		201	0,54
06-0026	40	25	2		126	0,34
06-0016	40	40	3		231	0,62
06-0001	40	40	4		304	0,82
06-0028	40	60	5		475	1,28
06-0042	45	45	3		261	0,70
06-0044	50	25	4		284	0,77
06-0053	50	30	4		304	0,82
06-0052	50	50	2		196	0,53
06-0023	50	50	3		291	0,79
06-0004	50	50	4		384	1,04
06-0041	50	50	5		475	1,28
06-0051	50	70	4		464	1,25
06-0020	50	80	4		504	1,36
06-0003	50	80	5		625	1,69
06-0029	60	40	3		291	0,79
06-0037	60	60	3		351	0,95
06-0005	60	60	4		464	1,25
06-0006	60	60	6		684	1,85
06-0033	60	70	4		504	1,36
06-0007	60	100	5		775	2,09
06-0011	70	50	1,8		213	0,57
06-0032	70	70	3		411	1,11
06-0039	70	70	5		675	1,82
06-0010	80	50	2		256	0,69
06-0019	80	80	3		471	1,27
06-0034	80	80	5		775	2,09
06-0008	80	80	6		924	2,49

Profile Code	A Width (mm)	B Height (mm)	t (mm)	r (mm)	Area Flaeche (mm²)	Weight Gewicht (Kg/m)
06-0047	80	80	8		1216	3,28
06-0009	100	50	2		296	0,80
06-0025	100	50	10		1400	3,78
06-0014	100	60	5		775	2,09
06-0013	100	100	2	*	396	1,07
06-0021	100	100	6		1164	3,14
06-0024	100	100	10		1900	5,13
06-0046	120	45	2		326	0,88
06-0015	120	50	2		336	0,91
06-0043	120	60	2		356	0,96
06-0038	120	80	8		1536	4,15
06-0022	140	50	2		376	1,02

U-Profiles (U-Channels)

U-Profile

Notes:

* The weight of each profile is calculated by measuring it's cross-sectional area and multiplying it by the material density. The aluminium density is considered to be 2,70

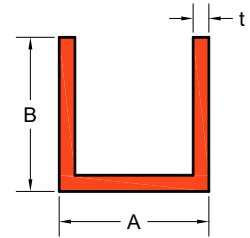
** Alloy and Length is subject to customer's request.

*** Radii less than 1mm are not stated.

A = Width

B = Height

t = thickness



Profile Code	B (mm)	A (mm)	B (mm)	t (mm)	Area Flaeche (mm ²)	Weight Gewicht (Kg/m)
07-0079	10	10	10	1,5	41	0,11
07-0055	10	10	10	2	52	0,14
07-0085	20	10	20	2	92	0,25
07-0005	15	15	15	2	82	0,22
07-0095	20	15	20	2	102	0,28
07-0070	25	15	25	1,5	93	0,25
07-0037	10	20	10	2	72	0,19
07-0126	15	20	15	2	92	0,25
07-0064	20	20	20	1,5	86	0,23
07-0000	20	20	20	2	112	0,30
07-0084	20	20	20	3	162	0,44
07-0128	25	20	25	2	132	0,36
07-0003	30	20	30	2	152	0,41
07-0121	30	20	30	3	222	0,60
07-0018	40	20	40	2	192	0,52
07-0082	40	20	40	2,5	238	0,64
07-0111	40	20	40	4	368	0,99
07-0110	23	23	23	1,5	99	0,27
07-0063	12	25	12	2	90	0,24
07-0006	20	25	20	2	122	0,33
07-0002	25	25	25	2	142	0,38
07-0010	25	25	25	3	207	0,56
07-0077	35	25	35	2	182	0,49
07-0019	40	25	40	2	202	0,55
07-0057	15	30	15	2	112	0,30
07-0001	20	30	20	2	132	0,36
07-0050	30	30	30	2	172	0,46
07-0004	30	30	30	3	252	0,68
07-0074	35	30	35	2	192	0,52
07-0034	40	30	40	2	212	0,57
07-0042	40	30	40	3	312	0,84
07-0035	50	30	50	3	372	1,00
07-0067	60	30	60	2	292	0,79
07-0097	60	30	60	3	432	1,17
07-0007	20	35	20	2	142	0,38
07-0086	25	35	25	2	162	0,44
07-0016	35	35	35	2	202	0,55

Profile Code	B (mm)	A (mm)	B (mm)	t (mm)	Area Flaeche (mm²)	Weight Gewicht (Kg/m)
07-0107	35	35	35	3	297	0,80
07-0114	30	36	30	2	184	0,50
07-0109	15	40	15	2	132	0,36
07-0008	20	40	20	2	152	0,41
07-0081	20	40	20	2,5	188	0,51
07-0083	20	40	20	3	222	0,60
07-0119	25	40	25	2	172	0,46
07-0104	25	40	25	3	252	0,68
07-0011	30	40	30	3	282	0,76
07-0051	40	40	40	2	232	0,63
07-0106	40	40	40	2,5	288	0,78
07-0020	40	40	40	3	342	0,92
07-0021	40	40	40	4	448	1,21
07-0047	50	40	50	2	272	0,73
07-0115	60	40	60	4	608	1,64
07-0048	60	40	60	5	750	2,03
07-0122	15	45	15	2	142	0,38
07-0009	20	45	20	2	162	0,44
07-0078	30	45	30	4	388	1,05
07-0053	20	50	20	2	172	0,46
07-0108	25	50	25	2,5	238	0,64
07-0091	25	50	25	3	282	0,76
07-0012	30	50	30	2	212	0,57
07-0013	30	50	30	3	312	0,84
07-0014	30	50	30	4	408	1,10
07-0092	30	50	30	5	500	1,35
07-0044	40	50	40	4	488	1,32
07-0101	40	50	40	5	600	1,62
07-0088	50	50	50	2	292	0,79
07-0025	50	50	50	3	432	1,17
07-0026	50	50	50	4	568	1,53
07-0027	50	50	50	5	700	1,89
07-0094	25	55	25	2	202	0,55
07-0096	45	55	45	2	282	0,76
07-0043	35	58	35	2	248	0,67
07-0131	15	60	15	3	252	0,68
07-0049	20	60	20	2	192	0,52
07-0015	30	60	30	3	342	0,92
07-0080	30	60	30	4	448	1,21
07-0127	40	60	40	2,5	338	0,91
07-0022	40	60	40	3	402	1,09
07-0023	40	60	40	4	528	1,43
07-0036	40	60	40	5	650	1,76
07-0118	50	60	50	2	312	0,84
07-0112	50	60	50	3	462	1,25
07-0030	60	60	60	3	522	1,41
07-0046	60	60	60	4	688	1,86
07-0031	60	60	60	5	850	2,30
07-0066	70	62	70	5	960	2,59
07-0113	25	65	25	2,5	275	0,74
07-0099	55	65	55	2,5	425	1,15

Profile Code	B (mm)	A (mm)	B (mm)	t (mm)	Area Flaeche (mm²)	Weight Gewicht (Kg/m)
07-0116	40	70	40	3	432	1,17
07-0065	80	72	80	5	1110	3,00
07-0041	20	80	20	2	232	0,63
07-0135	20	80	20	4	448	1,21
07-0052	30	80	30	3	402	1,09
07-0056	40	80	40	3	462	1,25
07-0075	40	80	40	4	608	1,64
07-0137	40	80	40	5	750	2,03
07-0103	40	80	40	6	888	2,40
07-0130	45	80	45	6	948	2,56
07-0028	50	80	50	3	522	1,41
07-0059	50	80	50	5	850	2,30
07-0045	75	80	75	5	1100	2,97
07-0032	80	80	80	4	928	2,51
07-0076	80	80	80	5	1150	3,11
07-0090	85	85	85	3	747	2,02
07-0117	40	86	40	3	480	1,30
07-0071	30	90	30	2	292	0,79
07-0098	40	90	40	3	492	1,33
07-0029	50	90	50	3	552	1,49
07-0124	12	100	12	3	354	0,96
07-0040	20	100	20	2	272	0,73
07-0134	30	100	30	3	462	1,25
07-0017	40	100	40	3	522	1,41
07-0062	40	100	40	4	688	1,86
07-0058	50	100	50	3	582	1,57
07-0060	50	100	50	4	768	2,07
07-0024	50	100	50	5	950	2,57
07-0054	100	100	100	5	1450	3,92
07-0100	40	106	40	3	540	1,46
07-0120	50	108	50	3	606	1,64
07-0038	20	120	20	2	312	0,84
07-0136	20	120	20	2,5	388	1,05
07-0072	30	120	30	2	352	0,95
07-0039	40	120	40	3	582	1,57
07-0093	55	120	55	10	2100	5,67
07-0068	60	120	60	8	1792	4,84
07-0138	80	120	80	8	2112	5,70
07-0061	63	125	63	6	1434	3,87
07-0089	80	125	80	8	2152	5,81
07-0073	30	140	30	2	392	1,06
07-0129	40	140	40	3	642	1,73
07-0069	60	140	60	6	1488	4,02
07-0087	50	150	50	16	3488	9,42
07-0033	80	160	80	8	2432	6,57
07-0123	80	160	80	10	3000	8,10

Z-Profiles

Z-Profile

standard 08

Notes:

* The weight of each profile is calculated by measuring it's cross-sectional area and multiplying it by the material density. The aluminium density is considered to be 2,70

** Alloy and Length is subject to customer's request.

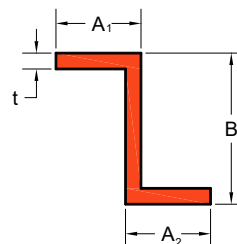
*** Radii less than 1mm are not stated.

A₁ = Width 1

A₂ = Width 2

B = Height

t = thickness



Profile Code	A ₁ (mm)	B (mm)	A ₂ (mm)	t (mm)	Area Flaeche (mm ²)	Weight Gewicht (Kg/m)
08-0010	15	10	15	2	72	0,19
08-0005	15	15	15	2	82	0,22
08-0006	15	20	15	2	92	0,25
08-0004	18	43	18	3	219	0,59
08-0000	20	20	20	2	112	0,30
08-0007	25	25	25	2	142	0,38
08-0011	25	25	25	3	207	0,56
08-0008	30	30	30	2	172	0,46
08-0001	30	30	30	3	252	0,68
08-0003	30	40	30	3	282	0,76
08-0009	40	30	40	2	212	0,57
08-0002	40	40	40	3	342	0,92

Square tubes

Vierkantrohre

Notes:

* The weight of each profile is calculated by measuring its cross-sectional area and multiplying it by the material density. The aluminium density is considered to be 2,70

** Alloy and Length is subject to customer's request.

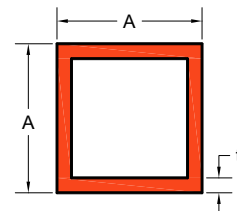
*** Radii less than 1mm are not stated.

* Additional charge

A = Width

A = Height

t = Thickness



Profile Code	A (mm)	t (mm)			Area Fläche (mm ²)	Weight Gewicht (Kg/m)
09-0054	10	1,5			51	0,14
09-0004	15	1,5			81	0,22
09-0005	15	2			104	0,28
09-0006	20	1,5			111	0,30
09-0010	20	2			144	0,39
09-0051	20	3			204	0,55
09-0007	25	1,5			141	0,38
09-0008	25	2			184	0,50
09-0065	25	2,5			225	0,61
09-0009	25	3			264	0,71
09-0040	30	1,5			171	0,46
09-0011	30	1,8			203	0,55
09-0000	30	2			224	0,60
09-0001	30	3			324	0,87
09-0059	34	2			256	0,69
09-0002	35	2			264	0,71
09-0049	35	3			384	1,04
09-0050	35	4			496	1,34
09-0003	40	1,5			231	0,62
09-0012	40	2			304	0,82
09-0013	40	2,5			375	1,01
09-0014	40	3			444	1,20
09-0015	40	4			576	1,56
09-0044	40	5			700	1,89
09-0016	45	2			344	0,93
09-0017	50	2			384	1,04
09-0056	50	2,5			475	1,28
09-0018	50	3			564	1,52
09-0019	50	4			736	1,99
09-0020	50	5			900	2,43
09-0058	55	2			424	1,14
09-0042	60	1,5			351	0,95
09-0021	60	2			464	1,25
09-0063	60	2,5			575	1,55
09-0022	60	3			684	1,85
09-0023	60	4			896	2,42
09-0046	60	5			1100	2,97

Rectangular tubes

Rechteckrohre

Notes:

* The weight of each profile is calculated by measuring it's cross-sectional area and multiplying it by the material density. The aluminium density is considered to be 2,70

** Alloy and Length is subject to customer's request.

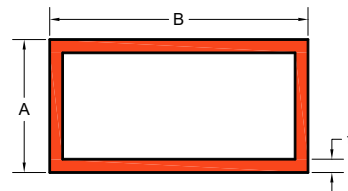
*** Radii less than 1mm are not stated.

* Additional charge

A = Width

B = Height

t = thickness



Profile Code	A (mm)	B (mm)	t (mm)	Area Flaeche (mm ²)	Weight Gewicht (Kg/m)
10-0100	20	10	1,2	66	0,18
10-0014	20	10	1,5	81	0,22
10-0015	20	10	2	104	0,28
10-0131	20	15	1,5	96	0,26
10-0016	20	15	2	124	0,33
10-0195	25	10	2	124	0,33
10-0017	25	15	1,5	111	0,30
10-0018	25	15	2	144	0,39
10-0134	25	20	1,5	126	0,34
10-0167	25	20	2	164	0,44
10-0000	30	10	1,5	111	0,30
10-0097	30	10	2	144	0,39
10-0099	30	15	1,5	126	0,34
10-0001	30	15	2	164	0,44
10-0002	30	20	1,5	141	0,38
10-0003	30	20	2	184	0,50
10-0148	30	20	3	264	0,71
10-0181	30	25	2	204	0,55
10-0145	30	25	3	294	0,79
10-0133	35	15	2	184	0,50
10-0154	35	20	1,5	156	0,42
10-0004	35	20	2	204	0,55
10-0168	35	25	1,5	171	0,46
10-0125	35	25	2	224	0,60
10-0005	40	10	2	184	0,50
10-0006	40	15	2	204	0,55
10-0019	40	20	1,2	138	0,37
10-0007	40	20	1,5	171	0,46
10-0008	40	20	2	224	0,60
10-0020	40	20	3	324	0,87
10-0178	40	20	4	416	1,12
10-0009	40	25	1,5	186	0,50
10-0010	40	25	2	244	0,66
10-0127	40	25	3	354	0,96
10-0196	40	30	1,5	201	0,54
10-0011	40	30	2	264	0,71
10-0201	40	30	2,5	325	0,88

Profile Code	A (mm)	B (mm)	t (mm)		Area Flaeche (mm²)	Weight Gewicht (Kg/m)
10-0021	40	30	3		384	1,04
10-0132	40	30	4		496	1,34
10-0152	45	20	2		244	0,66
10-0105	45	25	2		264	0,71
10-0112	45	34	3		438	1,18
10-0022	50	15	2		244	0,66
10-0120	50	20	1,5		201	0,54
10-0012	50	20	2		264	0,71
10-0023	50	20	3		384	1,04
10-0185	50	20	4		496	1,34
10-0126	50	25	1,5		216	0,58
10-0013	50	25	2		284	0,77
10-0110	50	25	3		414	1,12
10-0024	50	30	2		304	0,82
10-0159	50	30	2,5		375	1,01
10-0025	50	30	3		444	1,20
10-0146	50	34	3		468	1,26
10-0026	50	40	2		344	0,93
10-0027	50	40	2,5		425	1,15
10-0028	50	40	3		504	1,36
10-0029	50	40	4		656	1,77
10-0143	60	15	2		284	0,77
10-0030	60	20	1,5		231	0,62
10-0031	60	20	2		304	0,82
10-0135	60	20	3		444	1,20
10-0032	60	20	4		576	1,56
10-0197	60	25	1,5		246	0,66
10-0033	60	25	2		324	0,87
10-0115	60	25	3		474	1,28
10-0111	60	30	1,5		261	0,70
10-0034	60	30	2		344	0,93
10-0035	60	30	3		504	1,36
10-0036	60	30	4		656	1,77
10-0140	60	34	3		528	1,43
10-0037	60	40	2		384	1,04
10-0038	60	40	2,5		475	1,28
10-0039	60	40	3		564	1,52
10-0040	60	40	4		736	1,99
10-0165	60	40	5		900	2,43
10-0138	60	50	2		424	1,14
10-0041	60	50	3		624	1,68
10-0042	60	50	4		816	2,20
10-0194	60	50	5		1000	2,70
10-0155	65	20	2		324	0,87
10-0149	70	20	1,5		261	0,70
10-0137	70	20	2		344	0,93
10-0190	70	25	2,5		450	1,22
10-0160	70	30	3		564	1,52
10-0043	70	40	3		624	1,68
10-0163	70	40	4		816	2,20
10-0189	70	50	4		896	2,42

Profile Code	A (mm)	B (mm)	t (mm)		Area Flaeche (mm²)	Weight Gewicht (Kg/m)
10-0164	75	35	2,5		525	1,42
10-0156	75	45	2		464	1,25
10-0186	75	50	3		714	1,93
10-0192	80	18	2		376	1,02
10-0044	80	20	1,5		291	0,79
10-0045	80	20	2		384	1,04
10-0170	80	25	2		404	1,09
10-0180	80	25	2,5		500	1,35
10-0046	80	30	2		424	1,14
10-0047	80	30	3		624	1,68
10-0169	80	30	4		816	2,20
10-0048	80	40	1,5		351	0,95
10-0049	80	40	2		464	1,25
10-0050	80	40	2,5		575	1,55
10-0051	80	40	3		684	1,85
10-0052	80	40	4		896	2,42
10-0188	80	40	6		1296	3,50
10-0053	80	50	2		504	1,36
10-0054	80	50	3		744	2,01
10-0055	80	50	4		976	2,64
10-0173	80	60	2,5		675	1,82
10-0056	80	60	3		804	2,17
10-0057	80	60	4		1056	2,85
10-0128	80	70	5		1400	3,78
10-0123	85	30	2		444	1,20
10-0117	90	40	3		744	2,01
10-0124	100	18	1,8		412	1,11
10-0151	100	18	2		456	1,23
10-0058	100	20	2		464	1,25
10-0059	100	25	2		484	1,31
10-0104	100	30	2		504	1,36
10-0193	100	30	2,5		625	1,69
10-0060	100	30	3		744	2,01
10-0119	100	40	2		544	1,47
10-0200	100	40	2,5		675	1,82
10-0061	100	40	3		804	2,17
10-0062	100	40	4		1056	2,85
10-0063	100	50	2		584	1,58
10-0064	100	50	3		864	2,33
10-0065	100	50	4		1136	3,07
10-0102	100	50	5		1400	3,78
10-0177	100	60	2		624	1,68
10-0118	100	60	2,5		775	2,09
10-0066	100	60	3		924	2,49
10-0067	100	60	4		1216	3,28
10-0136	100	60	5		1500	4,05
10-0068	100	80	3		1044	2,82
10-0174	100	80	5		1700	4,59
10-0108	120	18	2		536	1,45
10-0069	120	20	2		544	1,47
10-0176	120	30	2		584	1,58

Profile Code	A (mm)	B (mm)	t (mm)		Area Flaeche (mm²)	Weight Gewicht (Kg/m)
10-0121	120	30	3		864	2,33
10-0070	120	40	2		624	1,68
10-0191	120	40	2,5		775	2,09
10-0071	120	40	4		1216	3,28
10-0182	120	50	2		984	1,79
10-0109	120	50	3		984	2,65
10-0072	120	50	4		1296	3,50
10-0175	120	60	1,5	*	531	1,43
10-0073	120	60	3		1044	2,82
10-0074	120	60	4		1376	3,72
10-0075	120	80	3		1164	3,14
10-0147	120	90	2	*	824	2,22
10-0183	130	20	2		584	1,58
10-0113	130	30	3		924	2,49
10-0076	130	50	4		1376	3,72
10-0077	140	18	2		616	1,66
10-0078	140	40	4		1376	3,72
10-0098	140	60	2,5		975	2,63
10-0114	140	60	4		1536	4,15
10-0130	140	60	8		2944	7,95
10-0079	140	80	4		1696	4,58
10-0101	150	18	2		656	1,77
10-0179	150	20	2		664	1,79
10-0107	150	30	2		704	1,90
10-0103	150	30	2,5		875	2,36
10-0080	150	40	4		1456	3,93
10-0081	150	50	2		784	2,12
10-0106	150	50	3		1164	3,14
10-0082	150	50	4		1536	4,15
10-0139	150	50	5		1900	5,13
10-0122	150	50	6		2256	6,09
10-0083	150	60	3		1224	3,30
10-0161	150	60	4		1616	4,36
10-0084	150	60	5		2000	5,40
10-0158	150	80	4		1776	4,80
10-0085	150	100	3	*	1464	3,95
10-0141	150	120	5		2600	7,02
10-0086	160	40	2	*	784	2,12
10-0162	160	40	4		1536	4,15
10-0087	160	60	4		1696	4,58
10-0088	160	60	5		2100	5,67
10-0089	160	80	4		1856	5,01
10-0166	180	18	2		776	2,10
10-0199	180	40	2,5		1075	2,90
10-0090	180	40	4		1696	4,58
10-0091	180	50	4		1776	4,80
10-0092	180	60	3		1404	3,79
10-9001	180	60	4		1856	5,01
10-0093	180	80	4		2016	5,44
10-0187	180	80	6		2976	8,04
10-0142	200	18	2		856	2,31

Profile Code	A (mm)	B (mm)	t (mm)		Area Flaeche (mm²)	Weight Gewicht (Kg/m)
10-0198	200	20	2		864	2,33
10-0153	200	30	2,8	*	1257	3,39
10-0116	200	40	3		1404	3,79
10-0094	200	50	2,5		1225	3,31
10-0095	200	50	4		1936	5,23
10-0096	200	60	4		2016	5,44
10-0144	200	65	3		1554	4,20
10-0172	200	80	4		2176	5,88
10-0171	200	100	4		2336	6,31

Round tubes

Rundrohre

Notes:

* The weight of each profile is calculated by measuring its cross-sectional area and multiplying it by the material density. The aluminium density is considered to be 2,70

** Alloy and Length is subject to customer's request.

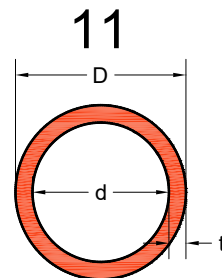
*** Radii less than 1mm are not stated.

* Additional charge

D = Outer Diameter

d = Inner diameter

t = thickness



Profile Code	D (mm)	d (mm)	t (mm)		Area Flaeche (mm ²)	Weight Gewicht (Kg/m)
11-0073	8	6	1	*	22	0,06
11-0167	8	5	1,5	*	31	0,08
11-0078	10	8	1	*	28	0,08
11-0125	10	7	1,5		40	0,11
11-0061	10	6	2		50	0,14
11-0170	10	5	2,5		59	0,16
11-0136	10	4	3		66	0,18
11-0145	11	9	1	*	31	0,08
11-0091	12	10	1	*	35	0,09
11-0157	12	9	1,5	*	49	0,13
11-0062	12	8	2		63	0,17
11-0117	13	11	1	*	38	0,10
11-0108	13	9	2		69	0,19
11-0129	14	12	1	*	41	0,11
11-0072	14	10	2		75	0,20
11-0077	15	13	1	*	44	0,12
11-0090	15	11	2		82	0,22
11-0164	15	7	4		138	0,37
11-9004	16	14	1	*	47	0,13
11-0063	16	12	2		88	0,24
11-0096	16	11	2,5		106	0,29
11-0144	16	10	3		123	0,33
11-0146	17	10	3,5		148	0,40
11-0070	18	14	2		101	0,27
11-0131	19	17	1	*	57	0,15
11-0158	19	16	1,5		82	0,22
11-0133	19	15	2		107	0,29
11-0107	20	18	1	*	60	0,16
11-0082	20	17	1,5		87	0,24
11-0000	20	16	2		113	0,31
11-0149	20	15	2,5		137	0,37
11-0001	20	14	3		160	0,43
11-0067	20	12	4		201	0,54
11-0075	20	10	5		236	0,64
11-0115	22	20	1	*	66	0,18
11-0187	22	19	1,5	*	97	0,26
11-0074	22	18	2		126	0,34

Profile Code	D (mm)	d (mm)	t (mm)		Area Flaeche (mm²)	Weight Gewicht (Kg/m)
11-0199	22	14	4		226	0,61
11-9005	23	21	1	*	69	0,19
11-0184	24	21	1,5		106	0,29
11-0097	25	23	1	*	75	0,20
11-9006	25	22,6	1,2	*	90	0,24
11-0069	25	22	1,5		111	0,30
11-0002	25	21	2		145	0,39
11-0161	25	20	2,5		177	0,48
11-0003	25	19	3		207	0,56
11-0084	25	15	5		314	0,85
11-9018	25	13	6		358	0,97
11-0168	27	23	2		157	0,42
11-0098	28	26	1	*	85	0,23
11-0175	28	25	1,5		125	0,34
11-0086	28	24	2		163	0,44
11-0185	28	18	5		361	0,98
11-0080	30	27	1,5		134	0,36
11-0004	30	26	2		176	0,48
11-0166	30	25	2,5		216	0,58
11-0005	30	24	3		254	0,69
11-0132	30	22	4		327	0,88
11-0011	30	20	5		393	1,06
11-0099	32	30	1	*	97	0,26
11-9014	32	29,6	1,2	*	116	0,31
11-0151	32	29	1,5		144	0,39
11-0012	32	28	2		188	0,51
11-0155	32	25	3,5		313	0,85
11-0148	35	33	1	*	107	0,29
11-9001	35	32,4	1,3	*	138	0,37
11-0169	35	32	1,5		158	0,43
11-0006	35	31	2		207	0,56
11-0066	35	30	2,5		255	0,69
11-0007	35	29	3		302	0,81
11-0126	35	27	4		390	1,05
11-0013	35	25	5		471	1,27
11-0179	35	17	9		735	1,98
11-0138	37,5	29,5	4		421	1,14
11-0123	38	36	1	*	116	0,31
11-0134	38	34	2		226	0,61
11-0119	38	30	4		427	1,15
11-9007	40	37,6	1,2	*	146	0,39
11-0014	40	37	1,5		181	0,49
11-0008	40	36	2		239	0,64
11-0094	40	35	2,5		295	0,80
11-0009	40	34	3		349	0,94
11-0015	40	32	4		452	1,22
11-0180	40	31	4,5		502	1,36
11-0016	40	30	5		550	1,48
11-0121	40	28	6		641	1,73
11-0198	40	20	10		942	2,54
11-0200	42	39	1,5	*	191	0,52

Profile Code	D (mm)	d (mm)	t (mm)		Area Flaeche (mm²)	Weight Gewicht (Kg/m)
11-0176	42	38	2		251	0,68
11-0017	42	36	3		368	0,99
11-0186	42	34	4		478	1,29
11-0165	42	32	5		581	1,57
11-0010	45	41	2		270	0,73
11-0127	45	40	2,5		334	0,90
11-0018	45	39	3		396	1,07
11-0093	45	35	5		628	1,70
11-0183	46	38	4		528	1,43
11-0103	46	33	6,5		807	2,18
11-0019	48	44	2		289	0,78
11-0128	48	43	2,5		357	0,96
11-0128	48	42,4	2,8		398	1,07
11-0020	48	42	3		424	1,15
11-0021	48	40	4		553	1,49
11-9008	48,3	43,3	2,5		360	0,97
11-9013	48,3	43,1	2,6		373	1,01
11-0118	48,3	40,7	3,8		531	1,43
11-9010	48,3	40,3	4		557	1,50
11-0159	48,3	40,2	4,05		563	1,52
11-0089	50	48	1	*	154	0,42
11-0022	50	47	1,5	*	229	0,62
11-0023	50	46	2		302	0,81
11-0024	50	45	2,5		373	1,01
11-0025	50	44	3		443	1,20
11-0026	50	42	4		578	1,56
11-0027	50	40	5		707	1,91
11-0196	50	38	6		829	2,24
11-0064	50	30	10		1257	3,39
11-9002	50	26	12		1433	3,87
11-0095	50	20	15		1649	4,45
11-0140	53	47	3		471	1,27
11-9017	55	52	1,5	*	252	0,68
11-0076	55	51	2		333	0,90
11-0083	55	50	2,5		412	1,11
11-0194	55	49	3		490	1,32
11-0102	55	45	5		785	2,12
11-0028	60	57	1,5	*	276	0,74
11-0029	60	56	2	*	364	0,98
11-0030	60	55	2,5		452	1,22
11-0031	60	54	3		537	1,45
11-0032	60	52	4		704	1,90
11-0033	60	50	5		864	2,33
11-0182	60	48	6		1018	2,75
11-0156	60	40	10		1571	4,24
11-0154	60	30	15		2121	5,73
11-0081	60	20	20		2513	6,79
11-0065	62,5	58,5	2	*	380	1,03
11-0120	63	53	5		911	2,46
11-0034	65	61	2	*	396	1,07
11-0035	65	60	2,5		491	1,33

Profile Code	D (mm)	d (mm)	t (mm)		Area Flaeche (mm²)	Weight Gewicht (Kg/m)
11-0104	65	55	5		942	2,54
11-0079	65	50	7,5		1355	3,66
11-0147	65	25	20		2827	7,63
11-0036	70	66	2	*	427	1,15
11-0037	70	64	3		631	1,70
11-0101	70	62	4		829	2,24
11-0038	70	60	5		1021	2,76
11-0191	70	58	6		1206	3,26
11-0110	70	54	8		1558	4,21
11-0150	70	50	10		1885	5,09
11-0113	70	30	20		3142	8,48
11-9015	75	71	2	*	459	1,24
11-0039	75	70	2,5		569	1,54
11-0040	75	65	5		1100	2,97
11-0071	75	45	15		2827	7,63
11-0137	76	71	2,5		577	1,56
11-0068	76	70	3		688	1,86
11-0041	80	76	2	*	490	1,32
11-0105	80	75	2,5	*	609	1,64
11-0042	80	74	3		726	1,96
11-0092	80	72	4		955	2,58
11-0043	80	70	5		1178	3,18
11-0197	80	64	8		1810	4,89
11-0163	80	60	10		2199	5,94
11-0193	80	40	20		3770	10,18
11-0088	83	73	5		1225	3,31
11-0044	90	85	2,5		687	1,86
11-0087	90	84	3		820	2,21
11-0162	90	82	4		1081	2,92
11-0045	90	80	5		1335	3,60
11-9009	93	89	2		572	1,54
11-0046	100	96	2	*	616	1,66
11-0160	100	95	2,5	*	766	2,07
11-0047	100	94	3	*	914	2,47
11-0048	100	92	4		1206	3,26
11-0049	100	90	5		1492	4,03
11-0122	100	80	10		2827	7,63
11-9011	105	101	2	*	647	1,75
11-0114	106	100	3	*	971	2,62
11-0050	108	102	3	*	990	2,67
11-0051	108	100	4		1307	3,53
11-0052	108	98	5		1618	4,37
11-0171	110	106	2	*	679	1,83
11-9016	110	105	2,5	*	844	2,28
11-0190	110	104	3	*	1008	2,72
11-0053	110	100	5		1649	4,45
11-0188	110	90	10		3142	8,48
11-0054	120	116	2	*	741	2,00
11-0055	120	114	3	*	1103	2,98
11-0111	120	112	4		1458	3,94
11-0056	120	110	5		1806	4,88

Profile Code	D (mm)	d (mm)	t (mm)		Area Flaeche (mm²)	Weight Gewicht (Kg/m)
11-0109	125	120	2,5	*	962	2,60
11-0100	125	119	3	*	1150	3,10
11-0124	125	117	4		1521	4,11
11-0177	125	115	5		1885	5,09
11-0139	125	110	7,5		2769	7,48
11-0152	130	124	3	*	1197	3,23
11-0085	130	120	5		1963	5,30
11-0116	133	127	3	*	1225	3,31
11-0142	138	132	3	*	1272	3,44
11-0141	140	136	2	*	867	2,34
11-0178	140	132	4	*	1709	4,61
11-0057	140	130	5		2121	5,73
11-0112	145	137	4	*	1772	4,78
11-0058	150	146	2	*	930	2,51
11-0059	150	144	3	*	1385	3,74
11-0060	150	140	5		2278	6,15
11-0173	160	154	3	*	1480	4,00
11-0130	160	150	5		2435	6,57
11-0106	180	170	5	*	2749	7,42
11-0181	200	190	5	*	3063	8,27

Square tubes with rounded corners

Vierkantrohre mit gerundeten Ecken

Notes:

* The weight of each profile is calculated by measuring it's cross-sectional area and multiplying it by the material density. The aluminium density is considered to be 2,70

** Alloy and Length is subject to customer's request.

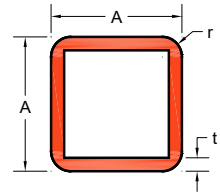
*** Radii less than 1mm are not stated.

A = Width

A = Height

t = thickness

r = Corner radius



Profile Code	A (mm)	t (mm)	r ^(***) (mm)		Area Fläche (mm ²)	Weight Gewicht (Kg/m)
12-0012	20	1,5	2		108	0,29
12-0021	20	2	2		141	0,38
12-0028	23	2	2		165	0,44
12-0000	25	2	2		181	0,49
12-0008	25	2,5	2		222	0,60
12-0001	30	2	2		221	0,60
12-0010	30	3	3		316	0,85
12-0007	30	4	5,5		390	1,05
12-0002	40	2	2		301	0,81
12-0006	40	2,5	2		372	1,00
12-0009	40	2,5	4		361	0,98
12-0022	40	3	3		436	1,18
12-0016	40	4	4		562	1,52
12-0013	50	3	2		561	1,51
12-0014	50	3	3		556	1,50
12-0025	50	4	4		722	1,95
12-0011	60	3	3		676	1,83
12-0027	60	3	6		653	1,76
12-0017	60	3	8		629	1,70
12-9001	60	4	2		893	2,41
12-0026	60	4	3		888	2,40
12-0024	60	4	4		882	2,38
12-0018	60	4,3	10		872	2,35
12-0029	70	2	4		530	1,43
12-0020	70	2,5	4		661	1,79
12-0004	80	4	6		1185	3,20
12-0019	90	4	3		1368	3,69
12-0015	100	4	7		1494	4,03
12-0023	120	4	10		1770	4,78

Rectangular tubes with rounded corners

Rechteckrohre mit gerundeten Ecken

Notes:

* The weight of each profile is calculated by measuring it's cross-sectional area and multiplying it by the material density. The aluminium density is considered to be 2,70

** Alloy and Length is subject to customer's request.

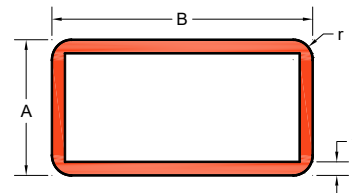
*** Radii less than 1mm are not stated.

A = Height

B = Width

t = thickness

r = Corner radius



Profile Code	B (mm)	A (mm)	t (mm)	r ^(***) (mm)	Area Flaeche (mm ²)	Weight Gewicht (Kg/m)
13-9001	25	15	2	3	136	0,37
13-0000	30	20	2	2	181	0,49
13-0001	35	25	2	2	221	0,60
13-0002	40	20	2	2	221	0,60
13-0023	40	20	3	3	316	0,85
13-0024	40	25	2	3	236	0,64
13-0010	40	25	2	5	223	0,60
13-0011	40	30	2	5	243	0,65
13-0012	50	30	2	2	301	0,81
13-0015	50	30	3	3	436	1,18
13-0019	50	30	3	6	413	1,12
13-0021	60	30	2	3	336	0,91
13-9002	60	30	2,6	3	433	1,17
13-0007	60	40	2	2	381	1,03
13-0006	60	40	2,5	2	472	1,27
13-0004	60	40	3	3	556	1,50
13-0022	60	40	4	4	722	1,95
13-0016	60	50	3	3	616	1,66
13-0018	80	20	2	3	376	1,02
13-0009	80	30	3	3	616	1,66
13-0014	80	40	4	3	888	2,40
13-0017	80	50	3	3	736	1,99
13-0020	80	50	4	4	962	2,60
13-0008	80	60	4	6	1025	2,77