



STANDARD
PROFILES





Extruded alloys- tempers & mechanical properties:

Standard alloys in production include:

Alloy chemical composition as per EN 573-3											
Alloy	Si	Fe	Cu	Mn	Mg	Cr	Zn	Ti	Other		Al
									Each	Total	
6060 AlMgSi _{0,5} DIN3.3206	0,30-0,60	0,10-0,30	0,10	0,10	0,35-0,60	0,05	0,15	0,10	0,05	0,15	Rest
6063 AlMg _{0,7} Si	0,20-0,60	0,35	0,10	0,10	0,45-0,90	0,10	0,10	0,10	0,05	0,15	Rest
6005A AlMgSi _{0,7} DIN3.3210	0,50-0,90	0,35	0,30	0,50	0,40-0,70	0,30	0,20	0,10	0,05	0,15	Rest
6082 AlSi ₁ MgMn DIN3.2315	0,70-1,30	0,50	0,10	0,40-1,00	0,60-1,20	0,25	0,20	0,10	0,05	0,15	Rest
6061* AlMg ₁ SiCu DIN3.3211	0,40-0,80	0,70	0,15-0,40	0,15	0,80-1,20	0,04-0,35	0,25	0,15	0,05	0,15	Rest

* Only available with a prior notice of 5 weeks and a minimum ordered quantity of 22 tons dispatched in one go.

Available combinations of Alloys & Tempers				
6060	6063	6005A	6082	6061
O	O	O	O	O
T4	T4	T4	T4	T4
T5	T5	-	T5	-
T64	-	-	-	-
T6	T6	T6	T6	T6
T66	T66	-	-	-

Temper designation EN 515:2017	
F	As fabricated (no specific mechanical property limits are specified)
O	Annealed wrought alloys
T4	Solution heat treated & naturally aged.
T5	Cooled from an elevated temperature forming operation & artificially aged (precipitation hardened)
T64	Solution heat treated & artificially aged in underaged conditions to improve formability (bending temper)
T6	Solution heat treated & artificially aged (precipitation hardened). Press quenching required.
T66	Cooled from an elevated temperature forming operation & artificially aged (precipitation hardened) to a higher level of mechanical properties through special control of manufacturing processes. Press quenching required.

Bendability classes to standardised tempers (EN 15088:2005)						
Alloy	T4	T5	T6	T6510	T64	T66
EN-AW 6060	-	B3	B3	B3	B2	B3
EN-AW 6063	-	B3	B3	B3	-	B3
EN-AW 6005A	-	-	-	B3	B3	-
EN-AW 6082	B2	B3	B3	-	-	-
EN-AW 6061	B2	-	B3	B3	-	-
B2	Material is in mid strained hardened/naturally aged/partially aged hardened. Bendability for simple symmetrical sections with medium radii is possible. Thin walled or complicated sections may require special devices or bending machines.					
B3	Material is in hard/fully age hardened. For simple symmetrical sections bendability is possible only with relatively large radii. Thin walled or complicated sections may require special devices or bending machines.					



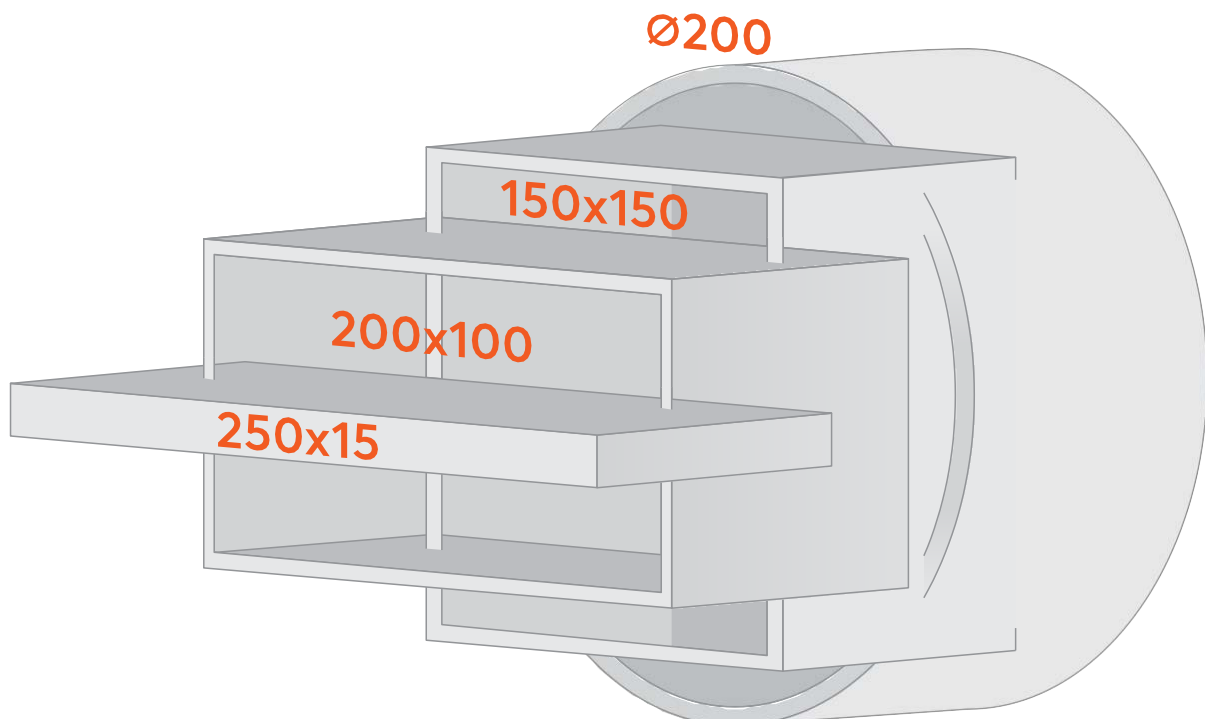
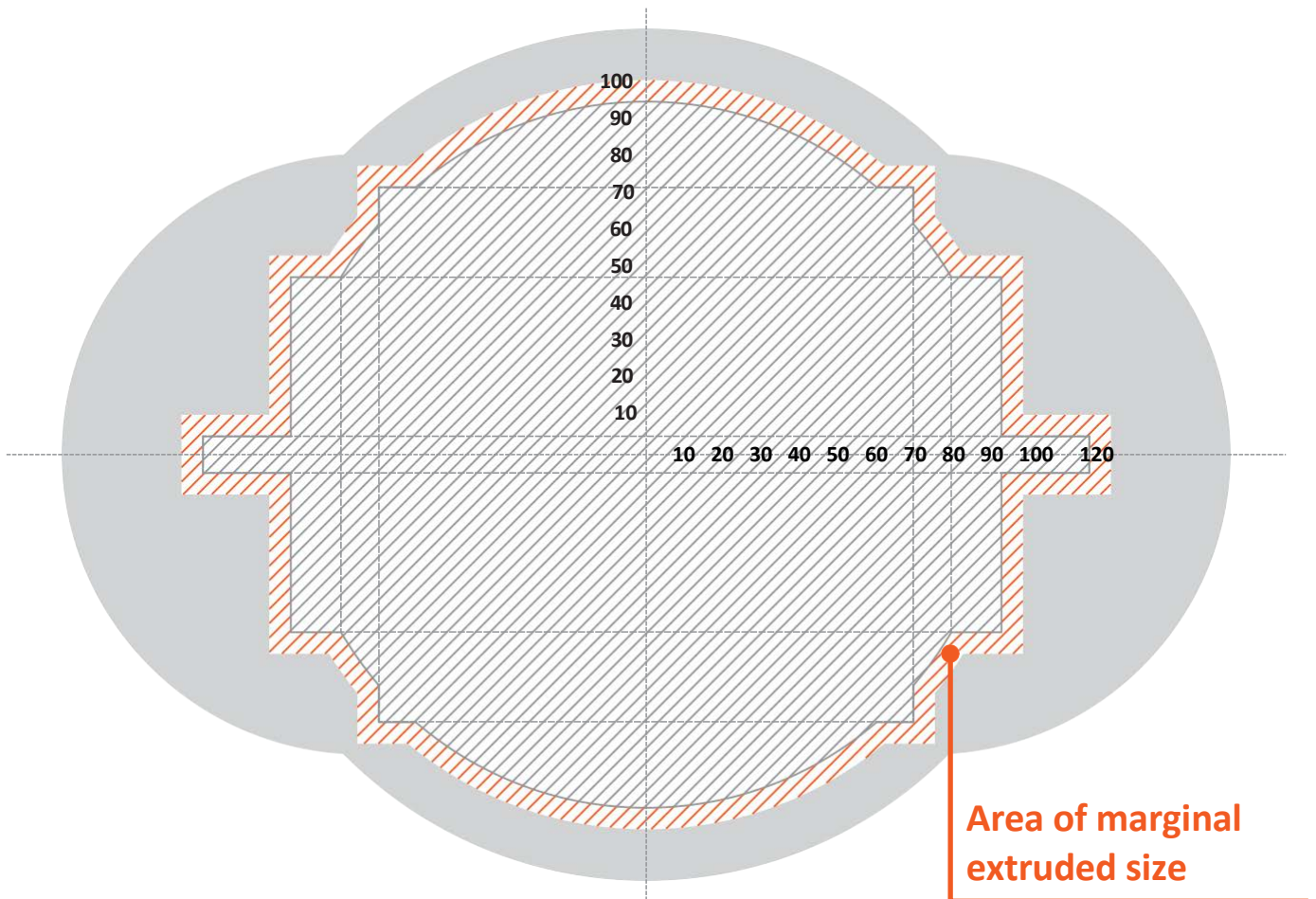
Physical properties	Alloys EN-AW				
Alloys EN-AW	6060	6063	6005A	6082	6061
Melting range °C	585-650		585-650	585-650	580-640
Density g/cm ³	2,70	2,70	2,70	2,70	2,70
Electrical Conductivity MS/m	34-38		26-32	24-32	22-30
Thermal Conductivity W/(m K)	200-220		180-220	170-220	170-200
Specific Heat J/(Kg K)	898			896	
Thermal Expansion Values					
-50 to 20 °C (10 ⁻⁶ /K)	21,8	23,4	23,4	23,4	23,0
20 to 100 °C (10 ⁻⁶ /K)	23,4				
20 to 200 °C (10 ⁻⁶ /K)	24,5				
20 to 300 °C (10 ⁻⁶ /K)	25,6				
Young's Modulus MPa	69500	69500	69500	70000	70000
Shear Modulus MPa	26100	26100	26200	26400	26300

Mechanical properties as per EN 755-2:2016 (EXTRUDED PROFILES)							
Alloy	Temper	Wall Thickness	Tensile strength	Yield strength	Elongation		Brinell Hardness
					A % min	A _{50mm} % min	
		e mm*	R _m MPa min	R _{p0,2} MPa min			HB**
EN-AW 6060	T4	e ≤ 25	120	60	16	14	50
	T5	e ≤ 5	160	120	8	6	60
		5 < e ≤ 25	140	100	8	6	60
	T6	e ≤ 5	190	150	8	6	60
		5 < e ≤ 25	170	140	8	6	60
	T64	e ≤ 15	180	120	12	10	60
	T66	e ≤ 5	215	160	8	6	75
		5 < e ≤ 25	195	150	8	6	75
EN-AW 6063	T4	e ≤ 25	130	65	14	12	50
	T5	e ≤ 10	175	130	8	6	65
		10 < e ≤ 25	160	110	7	5	65
	T6	e ≤ 10	215	170	8	6	75
		10 < e ≤ 25	195	160	8	6	75
	T66	e ≤ 10	245	200	8	6	80
		10 < e ≤ 25	225	180	8	6	80
EN-AW 6005A	T4 open	e ≤ 25	180	90	15	13	50
	T4 hollow	e ≤ 10	180	90	15	13	50
	T6 open	e ≤ 5	270	225	8	6	90
		5 < e ≤ 10	260	215	8	6	85
		10 < e ≤ 25	250	200	8	6	85
	T6 hollow	e ≤ 5	255	215	8	6	85
		5 < e ≤ 15	250	200	8	6	85
EN-AW 6082	T4	e ≤ 25	205	110	14	12	35
	T5 open	e ≤ 5	270	230	8	6	90
		hollow	e ≤ 5	270	230	8	6
	T6 open	e ≤ 5	290	250	8	6	95
		5 < e ≤ 25	310	260	10	8	95
	T6 hollow	e ≤ 5	290	250	8	6	95
		5 < e ≤ 15	310	260	10	8	95
EN-AW 6061	T4	e ≤ 25	180	110	15	13	65
	T6	e ≤ 5	260	240	9	7	95
		5 < e ≤ 25	260	240	10	8	95

* For a profile having different wall thicknesses, the lowest specified values of properties shall be considered as valid for the whole profile cross section. ** The values for the HB hardness are indicative only.

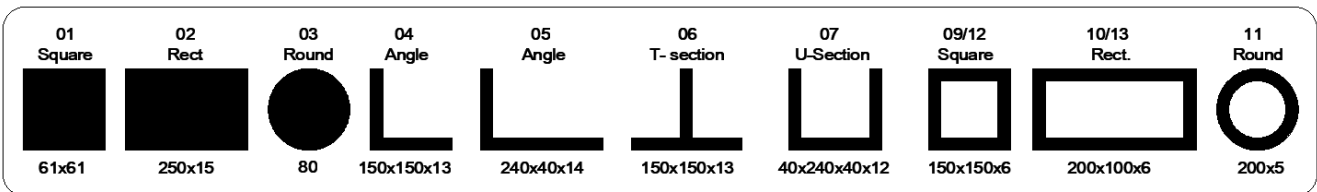


Profile size production range



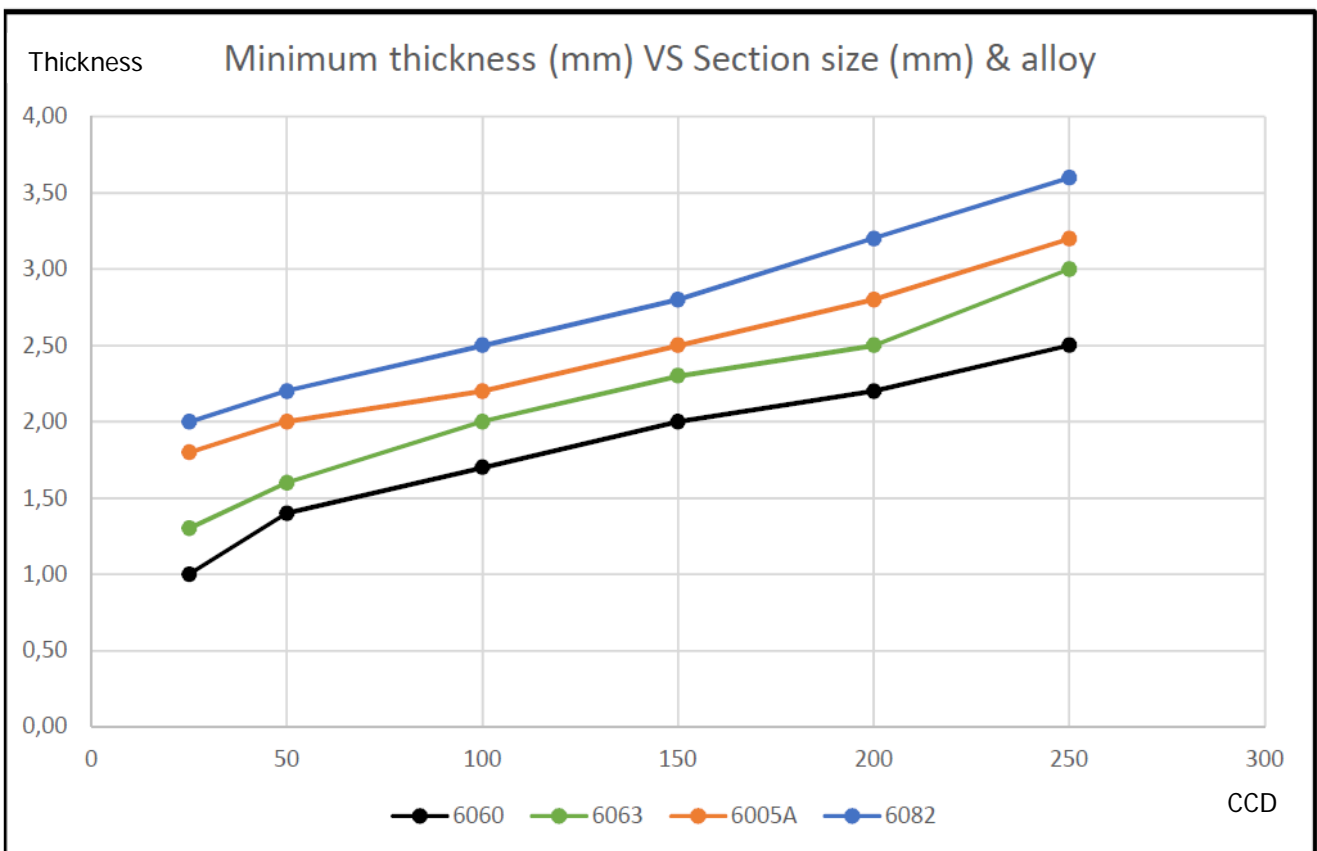
In tubes	∅200 x 5 mm	Weight range	
In square hollow sections	150 x 150 x 6 mm		
In rectangular hollow sections	200 x 100 x 6 mm	Minimum	Maximum
In equal leg angles and T sections	150 x 150 x 13 mm		
In unequal leg angles and channels	240 x 40 x 12 mm		
In rectangular (flat) bars	250 x 15 mm		
In square bars	70 x 70 mm		
In round bars	∅80 mm		

Schematic extrusion maximums per shape



Thickness vs Alloy

Depending on the size of the section (Circumscribed Circle Diameter, horizontal axis) and the alloy to extrude, the minimum thickness should follow the trend indicated by the chart below (vertical axis):





Product forms & Applications

Alloys	Forms	Characteristic properties	Applications
EN-AW 6060	Extruded bars Extruded tubes Extruded profiles	V.good corrosion resistance, weldability, Medium strength, Complex sections, Anodising quality.	Architectural sections, windows, doors, curtain walls, lightings, railing, ladders, furniture, fences, truck flooring, heat sinks, irrigation, cooling pipes, electronic modules.
EN-AW 6063		V.good corrosion resistance, weldability, Medium strength, Complex sections, Anodising quality.	Architectural sections, windows, doors, curtain walls, lightings, railing, ladders, furniture, fences, truck flooring, heat sinks, irrigation, cooling pipes, electronic modules, electric motor housings, office equipment, special machine elements.
EN-AW 6005A		V.good corrosion resistance, V.good weldability, ,Medium-high strength, Complex sections, Anodising quality.	Bus and railway profile structures, structural engineering, pylons, platforms, pipeline,...
EN-AW 6082		V.good corrosion resistance, V.good weldability, Medium-high strength, good machinability, formability in T4,Medium-high strength, Simple sections	Heavy duty structures in rail coaches, truck frames, ship building, offshore, bridges, boiler making, mast and beams for ship building, scaffolding, motorboats.
EN-AW 6061		V.good corrosion resistance, V.good weldability, Medium-high strength, good machinability, formability in T4,Medium-high strength, Simple sections	Heavy duty structures in rail coaches, truck frames, ship building, offshore, bridges, boiler making, mast and beams for ship building, scaffolding, motorboats

Quality control

We follow the European norms for:

EN Standard	Description
Aluminium & aluminium alloys- Extruded rod/bar, tubes and profiles	
EN 755-1	Technical conditions for inspection & delivery
EN 755-2	Mechanical properties
EN 515	Temper designation
EN 573-3	Chemical composition and form of products
EN 755-3	Round bars, tolerances on dimension & form
EN 755-4	Square bars, tolerances on dimension & form
EN 755-5	Rectangular bars, tolerances on dimension & form
EN 755-6	Hexagonal bars, tolerances on dimension & form
EN 755-8	Porthole square, rect, hex, Oct, & round tubes, tolerances on dimension & form
EN 755-9	Profiles, tolerances on dimension & form
EN- 12020-1	Technical conditions for inspection & delivery (for precision profiles only)
EN- 12020-2	Tolerances on dimension & form (for precision profiles only)
Metallic products- materials	
EN ISO 6892-1	Tensile testing- part 1: Method of test at room temperature
EN- 10204	Inspection certificates 2.3, 3.1, 3.2
On special request	
ASTM B 221M-07 (Metric)	Standard specification for Aluminium and Aluminium alloy Extruded Bars, Rods, Wire, Profiles and Tubes
ASTM B 429M- 06	Standard specification for Aluminium alloy Extruded Structural Pipe or Tube.
BS EN ISO 8493:2004	Tube- Drift- expanding test



Certifications

Cosmos Certificates
ISO 9001
ISO 14001
ISO 50001
ISO 45001
Certificate of Conformity of Factory Production Control- 0094/CPR/MAD/1007756/A A1 ENG (*) - LRQA
LR Approved – No LR23156785WA
REACH - RoHS
EPD
UK Certificate of Conformity of Factory Production Control – 0038/CPR/PRJ11100383196-1 - LRQA





Square bars

Vierkantstangen

01

Notes:

* The weight of each profile is calculated by measuring its cross-sectional area and multiplying it by the material density. The aluminium density is considered to be 2,70 gr/cm³.

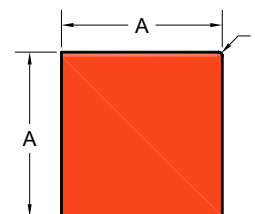
** Alloy and Length is subject to customer's request.

*** Radii less than 1mm are not stated.

A=Height

A=Width

r=Corner radius



EXPERTS IN ALUMINIUM™

Profile Code	A (mm)	r ^(***) (mm)	Additional charge	Area Flaeche (mm ²)	Weight Gewicht (Kg/m)
01-0015	6		*	36	0,10
01-0014	8			64	0,17
01-0017	10			100	0,27
01-0009	12			144	0,39
01-0001	15			225	0,61
01-0016	16			256	0,69
01-0013	18			324	0,87
01-0002	20			400	1,08
01-0003	25			625	1,69
01-0004	30			900	2,43
01-0010	35			1225	3,31
01-0005	40			1600	4,32
01-0018	43			1849	4,99
01-0011	45			2025	5,47
01-0006	50			2500	6,75
01-0008	55			3025	8,17
01-0007	60			3600	9,72
01-0012	61			3721	10,05
01-0019	65			4225	11,41
01-0020	70			4900	13,23



Rectangular bars (Flat bars)

Rechteckstangen (Flachstangen)

02

Notes:

* The weight of each profile is calculated by measuring its cross-sectional area and multiplying it by the material density. The aluminium density is considered to be 2,70 gr/cm³.

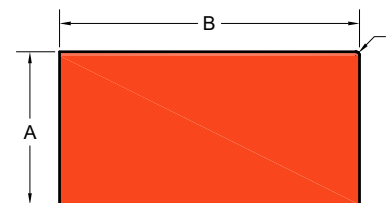
** Alloy and Length is subject to customer's request.

*** Radii less than 1mm are not stated.

A=Height

B=Width

r=Corner radius



EXPERTS IN ALUMINIUM™

Profile Code	B (mm)	A (mm)	r ^(***) (mm)	Additional charge	Area Fläche (mm ²)	Weight Gewicht (Kg/m)
02-0152	10	2		*	20	0,05
02-0217	10	3		*	30	0,08
02-0241	10	4			40	0,11
02-0135	10	5			50	0,14
02-0134	10	8			80	0,22
02-0229	12	2			24	0,06
02-0171	12	3			36	0,1
02-0155	12	4			48	0,13
02-0197	12	5			60	0,16
02-0175	12	6			72	0,2
02-0225	12	8			96	0,26
02-0150	15	2		*	30	0,08
02-0000	15	3			45	0,12
02-0173	15	4			60	0,16
02-0001	15	5			75	0,2
02-0180	15	6			90	0,24
02-0106	15	8			120	0,32
02-0189	15	10			150	0,41
02-0138	15	12			180	0,49
02-0139	18	2.5			45	0,12
02-0200	18	5			90	0,24
02-0002	20	2			40	0,11
02-0185	20	2.5			50	0,14
02-0003	20	3			60	0,16
02-0004	20	4			80	0,22
02-0005	20	5			100	0,27
02-0129	20	6			120	0,32
02-0187	20	7			140	0,38
02-0006	20	8			160	0,43
02-0007	20	10			200	0,54
02-0097	20	12			240	0,65

Profile Code	B (mm)	A (mm)	r ^(***) (mm)	Additional charge	Area Flaeche (mm ²)	Weight Gewicht (Kg/m)
02-0105	20	15			300	0,81
02-0008	25	2			50	0,14
02-0009	25	3			75	0,2
02-0103	25	4			100	0,27
02-0089	25	5			125	0,34
02-0124	25	6			150	0,41
02-0112	25	8			200	0,54
02-0027	25	10			250	0,68
02-0126	25	12			300	0,81
02-0113	25	15			375	1,01
02-0028	25	20			500	1,35
02-0204	28	7			196	0,53
02-0010	30	2			60	0,16
02-0011	30	3			90	0,24
02-0012	30	4			120	0,32
02-0013	30	5			150	0,41
02-0014	30	6			180	0,49
02-0015	30	8			240	0,65
02-0026	30	10			300	0,81
02-0110	30	12			360	0,97
02-0029	30	15			450	1,22
02-0030	30	20			600	1,62
02-0031	30	25			750	2,03
02-0202	35	2			70	0,19
02-0148	35	3			105	0,28
02-0102	35	4			140	0,38
02-0164	35	5			175	0,47
02-0210	35	6			210	0,57
02-0114	35	8			280	0,76
02-0107	35	10			350	0,95
02-0147	35	12			420	1,13
02-0130	35	15			525	1,42
02-0172	35	20			700	1,89
02-0176	35	25			875	2,37
02-0188	35	30			1050	2,85
02-0016	40	2			80	0,22
02-0017	40	3			120	0,32
02-0018	40	4			160	0,43
02-0019	40	5			200	0,54
02-0020	40	6			240	0,65
02-0032	40	8			320	0,86
02-0033	40	10			400	1,08
02-0111	40	12			480	1,3
02-0034	40	15			600	1,62
02-0035	40	20			800	2,16
02-0108	40	25			1000	2,7
02-0122	40	30			1200	3,24

Profile Code	B (mm)	A (mm)	r ^(***) (mm)	Additional charge	Area Flaeche (mm ²)	Weight Gewicht (Kg/m)
02-0203	40	35			1400	3,79
02-0240	45	2			90	0,24
02-0169	45	3			135	0,36
02-0230	45	4			180	0,49
02-0206	45	5			225	0,61
02-0228	45	6			270	0,73
02-0158	45	8			360	0,97
02-0192	45	10			450	1,22
02-0167	45	15			675	1,82
02-0215	45	20			900	2,43
02-0021	50	2			100	0,27
02-0036	50	3			150	0,41
02-0022	50	4			200	0,54
02-0023	50	5			250	0,68
02-0037	50	6			300	0,81
02-0038	50	8			400	1,08
02-0039	50	10			500	1,35
02-0116	50	12			600	1,62
02-0040	50	15			750	2,03
02-0151	50	18			900	2,43
02-0041	50	20			1000	2,7
02-0099	50	25			1250	3,38
02-0091	50	30			1500	4,05
02-0220	50	35			1750	4,72
02-0125	50	40			2000	5,4
02-0233	55	6			330	0,89
02-0226	55	8			440	1,19
02-0198	55	10			550	1,49
02-0024	60	2			120	0,32
02-0025	60	3			180	0,49
02-0090	60	4			240	0,65
02-0042	60	5			300	0,81
02-0043	60	6			360	0,97
02-0044	60	8			480	1,3
02-0045	60	10			600	1,62
02-0123	60	12			720	1,94
02-0046	60	15			900	2,43
02-0047	60	20			1200	3,24
02-0048	60	25			1500	4,05
02-0049	60	30			1800	4,86
02-0221	60	35			2100	5,67
02-0050	60	40			2400	6,48
02-0209	60	50			3000	8,13
02-0159	65	5			325	0,88
02-0178	65	10			650	1,76
02-0232	65	15			975	2,63
02-0214	65	20			1300	3,51

Profile Code	B (mm)	A (mm)	r ^(***) (mm)	Additional charge	Area Flaeche (mm ²)	Weight Gewicht (Kg/m)
02-0183	70	2			140	0,38
02-0140	70	3			210	0,57
02-0104	70	4			280	0,76
02-0133	70	5			350	0,95
02-0131	70	6			420	1,13
02-0115	70	8			560	1,51
02-0051	70	10			700	1,89
02-0199	70	12			840	2,28
02-0121	70	15			1050	2,84
02-0160	70	18			1260	3,4
02-0141	70	20			1400	3,78
02-0149	70	25			1750	4,72
02-0127	70	30			2100	5,67
02-0156	70	40			2800	7,56
02-0218	70	50			3500	9,45
02-0101	75	5			375	1,01
02-0207	75	6			450	1,22
02-0231	75	8			600	1,62
02-0109	75	10			750	2,03
02-0184	75	15			1125	3,05
02-0238	75	20			1500	4,05
02-0094	80	2			160	0,43
02-0098	80	3			240	0,65
02-0095	80	4			320	0,86
02-0052	80	5			400	1,08
02-0053	80	6			480	1,3
02-0054	80	8			640	1,73
02-0055	80	10			800	2,16
02-0117	80	12			960	2,59
02-0056	80	15			1200	3,24
02-0057	80	20			1600	4,32
02-0120	80	25			2000	5,4
02-0100	80	30			2400	6,48
02-0093	80	40			3200	8,64
02-0224	80	45			3600	9,72
02-0058	80	50			4000	10,8
02-0182	80	60			4800	13,01
02-0194	85	10			850	2,3
02-0234	90	2			180	0,49
02-0142	90	4			360	0,97
02-0137	90	5			450	1,22
02-0239	90	6			540	1,46
02-0168	90	8			720	1,94
02-0154	90	10			900	2,43
02-0128	90	15			1350	3,64
02-0191	90	20			1800	4,88
02-0227	90	30			2700	7,29

Profile Code	B (mm)	A (mm)	r ^(***) (mm)	Additional charge	Area Flaeche (mm ²)	Weight Gewicht (Kg/m)
02-0186	90	40			3600	9,76
02-0213	100	2		*	200	0,54
02-0190	100	3			300	0,81
02-0059	100	4			400	1,08
02-0060	100	5			500	1,35
02-0061	100	6			600	1,62
02-0062	100	8			800	2,16
02-0063	100	10			1000	2,7
02-0132	100	12			1200	3,24
02-0064	100	15			1500	4,05
02-0065	100	20			2000	5,4
02-0143	100	25			2500	6,75
02-0066	100	30			3000	8,1
02-0067	100	40			4000	10,8
02-0068	100	50			5000	13,5
02-0211	110	5			550	1,49
02-0162	110	10			1100	2,97
02-0179	110	30			3300	8,94
02-0157	120	3			360	0,97
02-0070	120	5			600	1,62
02-0165	120	6			720	1,94
02-0071	120	8			960	2,59
02-0072	120	10			1200	3,24
02-0145	120	12			1440	3,89
02-0092	120	15			1800	4,86
02-0073	120	20			2400	6,48
02-0181	120	25			3000	8,13
02-0074	120	30			3600	9,72
02-0244	125	12			1500	4,05
02-0177	125	20			2500	6,77
02-0201	130	5			650	1,76
02-0195	130	8			1040	2,91
02-0205	130	10			1300	3,52
02-0118	140	5			700	1,89
02-0136	140	8			1120	3,02
02-0193	140	10			1400	3,79
02-0208	140	15			2100	5,69
02-0196	140	20			2800	7,59
02-0219	150	3		*	450	1,22
02-0146	150	4			600	1,62
02-0075	150	5			750	2,03
02-0077	150	8			1200	3,24
02-0078	150	10			1500	4,05
02-0161	150	12			1800	4,86
02-0096	150	15			2250	6,08
02-0079	150	20			3000	8,1
02-0222	150	25			3750	10,13

Profile Code	B (mm)	A (mm)	r ^(***) (mm)	Additional charge	Area <i>Fläche</i> (mm ²)	Weight <i>Gewicht</i> (Kg/m)
02-0216	160	8			1280	3,46
02-0080	160	10			1600	4,32
02-0144	160	12			1920	5,18
02-0163	160	15			2400	6,48
02-0237	165	20			3300	8,91
02-0223	170	10			1700	4,59
02-0081	180	10			1800	4,86
02-0153	180	12			2160	5,83
02-0119	180	15			2700	7,29
02-0174	180	20			3600	9,72
02-0082	200	5			1000	2,7
02-0166	200	6			1200	3,24
02-0083	200	8			1600	4,32
02-0084	200	10			2000	5,4
02-0212	200	12			2400	6,48
02-0085	200	15			3000	8,1
02-0086	200	20			4000	10,8
02-0087	250	8			2000	5,4
02-0088	250	10			2500	6,75



Round bars (Rods)

Rundstangen

03

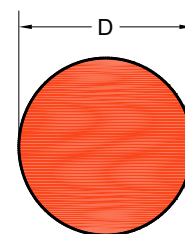
Notes:

* The weight of each profile is calculated by measuring its cross-sectional area and multiplying it by the material density. The aluminium density is considered to be 2,70 gr/cm³.

** Alloy and Length is subject to customer's request.

*** Radii less than 1mm are not stated.

D = Diameter



EXPERTS IN ALUMINIUM™

Profile Code	D (mm)	Additional charge	Area Flaeche (mm ²)	Weight Gewicht (Kg/m)
03-0035	6	* DIAMETER TOLERANCE ±0,22MM	28	0,08
03-0026	7	* DIAMETER TOLERANCE ±0,22MM	38	0,10
03-0000	8		50	0,14
03-0034	9		64	0,17
03-0001	10		79	0,21
03-0033	11		95	0,26
03-0002	12		113	0,31
03-0038	13		133	0,36
03-0036	13.5		143	0,39
03-0037	14		154	0,42
03-0003	15		177	0,48
03-0011	16		201	0,54
03-0016	18		254	0,69
03-0004	20		314	0,85
03-0030	21		346	0,93
03-0017	22		380	1,03
03-0045	23		415	1,12
03-0031	24		452	1,22
03-0005	25		491	1,32
03-0028	26		531	1,43
03-0041	27		573	1,55
03-0032	28		616	1,66
03-0046	29		661	1,78
03-0006	30		707	1,91
03-0018	32		804	2,17
03-0027	33		855	2,31
03-0019	34		908	2,45
03-0012	35		962	2,60
03-0015	36		1018	2,75
03-0051	37		1075	2,90
03-0020	38		1134	3,06

Profile Code	D (mm)	Additional charge	Area <i>Fläche</i> (mm ²)	Weight <i>Gewicht</i> (Kg/m)
03-0007	40		1257	3,39
03-0025	41		1320	3,56
03-0021	42		1385	3,74
03-0029	44		1521	4,11
03-0013	45		1590	4,29
03-0039	46		1662	4,49
03-0043	47		1735	4,70
03-0042	48		1810	4,90
03-0044	49		1886	5,09
03-0008	50		1963	5,30
03-0040	52		2124	5,76
03-0050	53		2206	5,96
03-0022	55		2376	6,42
03-0049	56		2463	6,65
03-0009	60		2827	7,63
03-0052	62		3019	8,15
03-0023	65		3318	8,96
03-0014	68		3632	9,81
03-0024	70		3848	10,39
03-0048	75		4418	11,93
03-0047	80		5027	13,57



Symmetrical L-Profiles (Angles)

Gleichschenklige L-Profile (Winkelprofile)

04

Notes:

* The weight of each profile is calculated by measuring its cross-sectional area and multiplying it by the material density. The aluminium density is considered to be 2,70 gr/cm³.

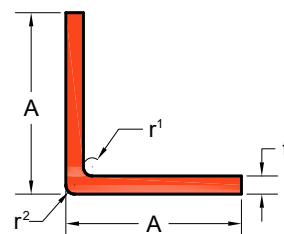
** Alloy and Length is subject to customer's request.

*** Radii less than 1mm are not stated.

A=Height

A=Width

t=thickness



EXPERTS IN ALUMINIUM™

Profile Code	A (mm)	A (mm)	t (mm)	Additional charge	Area Flaeche (mm ²)	Weight Gewicht (Kg/m)
04-0065	10	10	2	*	36	0,10
04-0072	12	12	2		44	0,12
04-0056	15	15	1.2	*	35	0,09
04-0067	15	15	1.5	*	43	0,12
04-0000	15	15	2		56	0,15
04-0001	15	15	3		81	0,22
04-0002	20	20	1.5		58	0,16
04-0003	20	20	2		76	0,21
04-0004	20	20	3		111	0,30
04-0049	20	20	4		144	0,39
04-0075	25	25	1.2		59	0,16
04-0005	25	25	1.5		73	0,20
04-0066	25	25	1.6		77	0,21
04-0006	25	25	2		96	0,26
04-0007	25	25	3		141	0,38
04-0051	25	25	4		184	0,50
04-0063	25	25	5		225	0,61
04-0058	30	30	1.5		88	0,24
04-0062	30	30	1.8		105	0,28
04-0008	30	30	2		116	0,31
04-0009	30	30	3		171	0,46
04-0010	30	30	4		224	0,60
04-0040	30	30	5		275	0,74
04-0011	35	35	2		136	0,37
04-0012	35	35	3		201	0,54
04-0013	35	35	4		264	0,71
04-0055	35	35	5		325	0,88
04-0015	40	40	2		156	0,42
04-0014	40	40	3		231	0,62
04-0020	40	40	4		304	0,82
04-0021	40	40	5		375	1,01

Profile Code	A (mm)	A (mm)	t (mm)	Additional charge	Area Flaeche (mm ²)	Weight Gewicht (Kg/m)
04-0016	45	45	2		176	0,48
04-0071	45	45	3		261	0,71
04-0074	45	45	4		344	0,93
04-0048	45	45	5		425	1,15
04-0017	50	50	2		196	0,53
04-0018	50	50	3		291	0,79
04-0022	50	50	4		384	1,04
04-0023	50	50	5		475	1,28
04-0039	50	50	6		564	1,52
04-0044	50	50	8		736	1,99
04-0060	50	50	10		900	2,43
04-0019	60	60	2		236	0,64
04-0024	60	60	3		351	0,95
04-0025	60	60	4		464	1,25
04-0026	60	60	5		575	1,55
04-0027	60	60	6		684	1,85
04-9001	60	60	7		791	2,14
04-0046	60	60	8		896	2,42
04-0053	60	60	10		1100	2,97
04-0064	70	70	2.5		344	0,93
04-0052	70	70	5		675	1,82
04-0037	70	70	6		804	2,17
04-0041	70	70	7		931	2,51
04-0059	75	75	5		725	1,96
04-0045	80	80	2		316	0,85
04-0028	80	80	3		471	1,27
04-0043	80	80	4		624	1,68
04-0029	80	80	5		775	2,09
04-0030	80	80	6		924	2,49
04-0031	80	80	8		1216	3,28
04-0050	80	80	10		1500	4,05
04-0061	80	80	12		1776	4,79
04-0038	100	100	3		591	1,60
04-0032	100	100	4		784	2,12
04-0054	100	100	5		975	2,63
04-0047	100	100	6		1164	3,14
04-0033	100	100	8		1536	4,15
04-0036	100	100	10		1900	5,13
04-0034	120	120	8		1856	5,01
04-0035	120	120	10		2300	6,21
04-0042	120	120	12		2736	7,39
04-0068	150	150	8		2336	6,33
04-0069	160	160	15		4575	12,40



Asymmetrical L-Profiles (Angles)

Ungleichschenklige L-Profile (Winkelprofile)

05

Notes:

* The weight of each profile is calculated by measuring its cross-sectional area and multiplying it by the material density. The aluminium density is considered to be 2,70 gr/cm³.

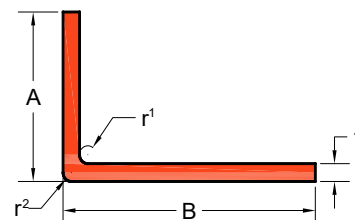
** Alloy and Length is subject to customer's request.

*** Radii less than 1mm are not stated.

A=Height

B=Width

t=thickness



EXPERTS IN ALUMINIUM™

Profile Code	A (mm)	B (mm)	t (mm)	Additional charge	Area Flaeche (mm ²)	Weight Gewicht (Kg/m)
05-0105	15	10	2		46	0,12
05-0172	20	10	1.5		43	0,12
05-0000	20	10	2		56	0,15
05-0192	20	15	1.5		50	0,14
05-0001	20	15	2		66	0,18
05-0213	20	15	3		96	0,26
05-0084	25	10	2		66	0,18
05-0002	25	15	2		76	0,21
05-0208	25	15	3		111	0,30
05-0003	25	20	2		86	0,23
05-0185	25	20	2.5		106	0,29
05-0103	25	20	3		126	0,34
05-0004	30	10	2		76	0,21
05-0005	30	15	2		86	0,23
05-0215	30	15	3		126	0,34
05-0006	30	20	2		96	0,26
05-0007	30	20	3		141	0,38
05-0134	30	20	4		184	0,50
05-0174	30	25	2		106	0,29
05-0180	30	25	3		156	0,42
05-0085	35	10	2		86	0,23
05-0219	35	15	2		96	0,26
05-0095	35	15	3		141	0,38
05-0008	35	20	2		106	0,29
05-0096	35	20	3		156	0,42
05-0009	35	25	2		116	0,31
05-0115	35	25	3		171	0,46
05-0164	40	10	2		96	0,26
05-0010	40	15	2		106	0,29
05-0011	40	20	2		116	0,31
05-0167	40	20	2.5		144	0,39

Profile Code	A (mm)	B (mm)	t (mm)	Additional charge	Area Flaeche (mm ²)	Weight Gewicht (Kg/m)
05-0012	40	20	3		171	0,46
05-0013	40	20	4		224	0,60
05-0083	40	20	5		275	0,74
05-0123	40	25	2		126	0,34
05-0195	40	25	2.5		156	0,42
05-0014	40	25	3		186	0,50
05-0159	40	25	4		244	0,66
05-0015	40	30	2		136	0,37
05-0016	40	30	3		201	0,54
05-0017	40	30	4		264	0,71
05-0150	45	10	2		106	0,29
05-0153	45	20	2		126	0,34
05-0218	45	20	2.5		156	0,42
05-0168	45	20	3		186	0,50
05-0212	45	25	3		201	0,54
05-0018	45	30	3		216	0,58
05-0073	50	15	2		126	0,34
05-0221	50	15	4		244	0,66
05-0019	50	20	2		136	0,37
05-0113	50	20	3		201	0,54
05-0228	50	25	1.5		110	0,30
05-0076	50	25	2		146	0,39
05-0020	50	25	3		216	0,58
05-0162	50	25	4		284	0,77
05-0229	50	25	5		350	0,95
05-0021	50	30	2		156	0,42
05-0217	50	30	2.5		194	0,52
05-0022	50	30	3		231	0,62
05-0078	50	30	4		304	0,82
05-0030	50	30	5		375	1,01
05-9002	50	35	4		324	0,88
05-0063	50	40	1.8		159	0,43
05-0023	50	40	2		176	0,48
05-0024	50	40	3		261	0,70
05-0077	50	40	4		344	0,92
05-0187	50	40	5		425	1,15
05-0144	50	45	5		450	1,22
05-0070	55	45	5		475	1,28
05-0142	60	10	2		136	0,37
05-0156	60	15	2		146	0,39
05-0025	60	20	2		156	0,42
05-0089	60	20	3		231	0,62
05-0133	60	25	2		166	0,45
05-0160	60	25	2.5		206	0,56
05-0166	60	25	3		246	0,66
05-0026	60	30	2		176	0,48
05-0027	60	30	3		261	0,70

Profile Code	A (mm)	B (mm)	t (mm)	Additional charge	Area <i>Flaeche</i> (mm ²)	Weight <i>Gewicht</i> (Kg/m)
05-0149	60	30	4		344	0,93
05-0031	60	30	5		425	1,15
05-0182	60	30	6		504	1,37
05-0145	60	35	2		186	0,50
05-0028	60	40	2		196	0,53
05-0189	60	40	2.5		244	0,66
05-0029	60	40	3		291	0,79
05-0032	60	40	4		384	1,04
05-0033	60	40	5		475	1,28
05-0125	60	40	6		564	1,52
05-0177	60	50	3		321	0,87
05-0170	60	50	4		424	1,15
05-0126	60	50	5		525	1,42
05-0226	65	40	8		776	2,09
05-0118	65	50	4		444	1,20
05-0130	65	50	5		550	1,48
05-0151	70	15	2		166	0,45
05-0141	70	15	3		246	0,66
05-0034	70	20	2		176	0,48
05-0092	70	25	2.5		231	0,62
05-0074	70	30	2		196	0,53
05-0100	70	30	3		291	0,79
05-0094	70	40	2		216	0,58
05-0114	70	40	5		525	1,42
05-0086	70	50	3		351	0,95
05-0184	70	50	5		575	1,56
05-0165	75	30	5		500	1,35
05-0081	75	50	4		484	1,31
05-0079	75	50	5		600	1,62
05-0186	75	50	6		714	1,93
05-0155	75	50	7		826	2,23
05-0201	75	50	8		936	2,53
05-0211	80	15	2		186	0,50
05-0035	80	20	2		196	0,53
05-0124	80	25	2		206	0,56
05-0090	80	25	2.5		256	0,69
05-0036	80	30	3		321	0,87
05-0037	80	40	2		236	0,64
05-0038	80	40	3		351	0,95
05-0039	80	40	4		464	1,25
05-0091	80	40	5		575	1,55
05-0082	80	40	6		684	1,85
05-0202	80	40	8		896	2,42
05-0178	80	45	2		246	0,67
05-0068	80	50	2		256	0,69
05-0136	80	50	4		504	1,36
05-0122	80	50	5		625	1,69

Profile Code	A (mm)	B (mm)	t (mm)	Additional charge	Area Flaeche (mm ²)	Weight Gewicht (Kg/m)
05-0152	80	50	6		744	2,01
05-0196	80	50	8		976	2,64
05-0223	80	60	1,5	*	208	0,56
05-0214	80	60	2		276	0,75
05-9001	80	60	3		411	1,11
05-0120	80	60	4		544	1,47
05-0067	80	60	6		804	2,17
05-0207	80	60	8		1056	2,85
05-0227	80	65	10		1350	3,65
05-0224	90	30	3		351	0,95
05-0128	90	40	2		256	0,69
05-0216	90	40	4		504	1,36
05-0222	90	40	5		625	1,69
05-0206	90	40	6		744	2,01
05-0041	100	20	2		236	0,64
05-0163	100	25	2		246	0,67
05-0193	100	25	3		366	0,99
05-0137	100	30	2		256	0,69
05-0042	100	30	3		381	1,03
05-0138	100	40	2		276	0,75
05-0043	100	40	3		411	1,11
05-0044	100	40	4		544	1,47
05-0198	100	40	6		804	2,17
05-0157	100	50	2		296	0,80
05-0045	100	50	3		441	1,19
05-0210	100	50	4		584	1,58
05-0046	100	50	5		725	1,96
05-0066	100	50	6		864	2,33
05-0197	100	50	7		1001	2,71
05-0104	100	50	8		1136	3,07
05-0087	100	50	10		1400	3,78
05-0135	100	60	4		624	1,68
05-0047	100	60	6		924	2,49
05-0119	100	60	8		1216	3,28
05-0230	100	60	10		1500	4,05
05-0117	100	64	8		1248	3,37
05-0116	100	70	2		336	0,91
05-0146	100	70	4		664	1,79
05-0179	100	75	8		1336	3,62
05-0220	100	80	3		531	1,43
05-0099	100	80	4		704	1,90
05-0069	100	80	6		1044	2,82
05-0161	100	80	8		1376	3,71
05-0190	100	80	10		1700	4,61
05-0148	110	30	2		276	0,75
05-0199	110	40	3		441	1,19
05-0169	110	80	10		1800	4,88

Profile Code	A (mm)	B (mm)	t (mm)	Additional charge	Area <i>Flaeche</i> (mm ²)	Weight <i>Gewicht</i> (Kg/m)
05-0102	116	30	10		1360	3,51
05-0097	120	20	2		276	0,75
05-0075	120	20	2.5		344	0,93
05-0204	120	40	2.5		394	1,06
05-0050	120	40	3		471	1,27
05-0071	120	40	4		624	1,69
05-0051	120	50	5		825	2,23
05-0188	120	60	5		875	2,37
05-0052	120	60	6		1044	2,82
05-0053	120	60	8		1376	3,72
05-0112	120	60	10		1700	4,59
05-0054	120	80	3		591	1,60
05-0209	120	80	8		1536	4,15
05-0072	120	80	10		1900	5,13
05-0080	120	80	15		2775	7,49
05-0088	125	85	8		1616	4,36
05-0143	130	30	3		471	1,27
05-0183	130	65	8		1496	4,05
05-0173	130	80	6		1224	3,32
05-0140	130	80	8		1616	4,36
05-0203	130	100	8		1776	5,94
05-0131	135	40	3		516	1,39
05-0132	135	40	6		1014	2,74
05-0139	135	100	5		1150	3,11
05-0055	140	40	3		531	1,43
05-0064	150	40	3		561	1,52
05-0225	150	40	8		1456	3,93
05-0056	150	50	4		784	2,12
05-0098	150	50	5		975	2,63
05-0171	150	50	8		1536	4,16
05-0057	150	75	8		1736	4,69
05-0205	150	75	10		2150	5,81
05-0121	150	80	6		1344	3,63
05-0058	150	100	5		1225	3,31
05-0129	150	100	10		2400	6,48
05-0059	160	40	3		591	1,60
05-0147	160	40	4		784	2,12
05-0106	160	50	3		621	1,68
05-0060	180	40	3		651	1,76
05-0127	180	40	4		864	2,33
05-0176	180	50	3		681	1,85
05-0194	180	50	10		2200	5,96
05-0101	180	70	10		2400	6,48
05-0093	180	80	10		2500	6,75
05-0154	180	100	8		2176	5,88
05-0175	180	150	6		1944	5,27
05-0061	200	40	3		711	1,92

Profile Code	A (mm)	B (mm)	t (mm)	Additional charge	Area <i>Fläche</i> (mm ²)	Weight <i>Gewicht</i> (Kg/m)
05-0107	200	40	4		944	2,55
05-0200	200	60	5		1275	3,44
05-0158	200	70	12		3096	8,36
05-0181	200	100	5		1475	4,00
05-0062	200	100	10		2900	7,83
05-0191	200	100	15		4275	11,58
05-0108	220	40	3		771	2,08
05-0109	220	40	4		1024	2,76
05-0110	240	40	3		831	2,24
05-0111	240	40	4		1104	2,98

T-Profiles

T-Profile

06



Notes:

* The weight of each profile is calculated by measuring its cross-sectional area and multiplying it by the material density. The aluminium density is considered to be 2,70 gr/cm³.

** Alloy and Length is subject to customer's request.

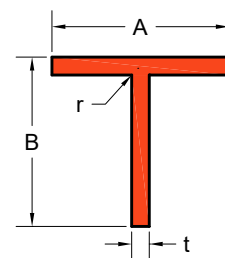
*** Radii less than 1mm are not stated.

A=Width

B=Height

t=thickness

r=Corner radius



EXPERTS IN ALUMINIUM™

Profile Code	A Width (mm)	B Height (mm)	t thickness (mm)	Additional charge	Area Fläche (mm ²)	Weight Gewicht (Kg/m)
06-0031	15	15	2		56	0,15
06-0012	20	20	2		76	0,20
06-0048	20	20	3		111	0,30
06-0045	25	25	2		96	0,26
06-0017	25	25	3		141	0,38
06-0030	30	30	2		116	0,31
06-0018	30	30	3		171	0,46
06-0027	30	40	3		201	0,54
06-0000	30	60	4		344	0,93
06-0049	35	35	3		201	0,54
06-0060	40	20	2		116	0,31
06-0026	40	25	2		126	0,34
06-0016	40	40	3		231	0,62
06-0001	40	40	4		304	0,82
06-0028	40	60	5		475	1,28
06-0042	45	45	3		261	0,70
06-0044	50	25	4		284	0,77
06-0053	50	30	4		304	0,82
06-0052	50	50	2		196	0,53
06-0023	50	50	3		291	0,79
06-0004	50	50	4		384	1,04
06-0041	50	50	5		475	1,29
06-0020	50	80	4		504	1,36
06-0003	50	80	5		625	1,69
06-0063	50	100	5		725	1,96
06-0029	60	40	3		291	0,79
06-0054	60	40	4		384	1,04
06-0061	60	40	5		475	1,28
06-0037	60	60	3		351	0,95
06-0005	60	60	4		464	1,25
06-0006	60	60	6		684	1,85

Profile Code	A Width (mm)	B Height (mm)	t thickness (mm)	Additional charge	Area Flaeche (mm ²)	Weight Gewicht (Kg/m)
06-0033	60	70	4		504	1,36
06-0007	60	100	5		775	2,09
06-0011	70	50	1.8		213	0,58
06-0051	70	50	4		464	1,25
06-0032	70	70	3		411	1,11
06-0039	70	70	5		675	1,82
06-0035	80	45	1.8		222	0,60
06-0010	80	50	2		256	0,69
06-0019	80	80	3		471	1,27
06-0034	80	80	5		775	2,09
06-0008	80	80	6		924	2,49
06-0047	80	80	8		1216	3,29
06-0056	80	100	3		531	1,43
06-0038	80	120	8		1536	4,15
06-0009	100	50	2		296	0,80
06-0065	100	50	3		441	1,19
06-0025	100	50	10		1400	3,78
06-0057	100	60	2		316	0,85
06-0050	100	60	3		471	1,28
06-0014	100	60	5		775	2,09
06-0055	100	80	2		356	0,96
06-0013	100	100	2	*	396	1,07
06-0021	100	100	6		1164	3,14
06-0024	100	100	10		1900	5,13
06-0059	110	50	2		316	0,85
06-0036	120	45	1.8		294	0,79
06-0046	120	45	2		326	0,88
06-0015	120	50	2		336	0,91
06-0043	120	60	2		356	0,96
06-0064	120	60	5		875	2,36
06-0058	140	60	2		396	1,07



U-Profiles (U-Channels)

U-Profile

07

Notes:

* The weight of each profile is calculated by measuring its cross-sectional area and multiplying it by the material density. The aluminium density is considered to be 2,70 gr/cm³.

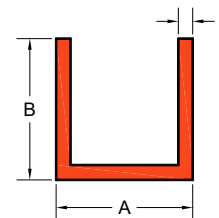
** Alloy and Length is subject to customer's request.

*** Radii less than 1mm are not stated.

A = Width

B = Height

t = thickness



EXPERTS IN ALUMINIUM™

Profile Code	B (mm)	A (mm)	B (mm)	t (mm)	Additional charge	Area Flaeche (mm ²)	Weight Gewicht (Kg/m)
07-0079	10	10	10	1.5		41	0,11
07-0055	10	10	10	2		52	0,14
07-0143	15	10	15	2		62	0,19
07-0085	20	10	20	2		72	0,25
07-0005	15	15	15	2		82	0,22
07-0146	20	15	20	1.5		71	0,21
07-0095	20	15	20	2		92	0,28
07-0070	25	15	25	1.5		78	0,25
07-0037	10	20	10	2		92	0,19
07-0126	15	20	15	2		102	0,25
07-0064	20	20	20	1.5		86	0,23
07-0000	20	20	20	2		112	0,30
07-0084	20	20	20	3		162	0,44
07-0128	25	20	25	2		122	0,36
07-0003	30	20	30	2		132	0,41
07-0121	30	20	30	3		192	0,60
07-0018	40	20	40	2		152	0,52
07-0082	40	20	40	2.5		188	0,64
07-0111	40	20	40	4		288	0,99
07-0110	23	23	23	1.5		99	0,27
07-0063	12	25	12	2		116	0,24
07-0150	15	25	15	2		122	0,28
07-0006	20	25	20	2		132	0,33
07-0158	20	25	20	3		192	0,48
07-0002	25	25	25	2		142	0,38
07-0010	25	25	25	3		207	0,56
07-0077	35	25	35	2		162	0,49
07-0019	40	25	40	2		172	0,55
07-0057	15	30	15	2		142	0,30
07-0001	20	30	20	2		152	0,36
07-0156	20	30	20	3		222	0,52

Profile Code	B (mm)	A (mm)	B (mm)	t (mm)	Additional charge	Area Flaeche (mm ²)	Weight Gewicht (Kg/m)
07-0050	30	30	30	2		172	0,46
07-0004	30	30	30	3		252	0,68
07-0074	35	30	35	2		182	0,52
07-0034	40	30	40	2		192	0,57
07-0042	40	30	40	3		282	0,84
07-0035	50	30	50	3		312	1,00
07-0067	60	30	60	2		232	0,79
07-0097	60	30	60	3		342	1,17
07-0007	20	35	20	2		172	0,38
07-0086	25	35	25	2		182	0,44
07-0016	35	35	35	2		202	0,55
07-0107	35	35	35	3		297	0,80
07-0114	30	36	30	2		196	0,50
07-0109	15	40	15	2		182	0,36
07-0008	20	40	20	2		192	0,41
07-0081	20	40	20	2.5		238	0,51
07-0083	20	40	20	3		282	0,60
07-0119	25	40	25	2		202	0,47
07-0104	25	40	25	3		297	0,68
07-0141	30	40	30	2		212	0,52
07-0011	30	40	30	3		312	0,76
07-0051	40	40	40	2		232	0,63
07-0106	40	40	40	2.5		288	0,78
07-0020	40	40	40	3		342	0,92
07-0021	40	40	40	4		448	1,21
07-0047	50	40	50	2		252	0,73
07-0160	50	40	50	4		488	1,43
07-0115	60	40	60	4		528	1,65
07-0048	60	40	60	5		650	2,03
07-0122	15	45	15	2		202	0,38
07-0009	20	45	20	2		212	0,44
07-0078	30	45	30	4		448	1,05
07-0133	45	45	45	2		262	0,71
07-0053	20	50	20	2		232	0,47
07-0102	20	50	20	5		550	1,08
07-0108	25	50	25	2.5		300	0,64
07-0091	25	50	25	3		357	0,76
07-0012	30	50	30	2		252	0,57
07-0013	30	50	30	3		372	0,84
07-0014	30	50	30	4		488	1,10
07-0092	30	50	30	5		600	1,35
07-0044	40	50	40	4		528	1,32
07-0101	40	50	40	5		650	1,62
07-0088	50	50	50	2		292	0,79
07-0025	50	50	50	3		432	1,17
07-0026	50	50	50	4		568	1,53
07-0027	50	50	50	5		700	1,89

Profile Code	B (mm)	A (mm)	B (mm)	t (mm)	Additional charge	Area Flaeche (mm ²)	Weight Gewicht (Kg/m)
07-0094	25	55	25	2		262	0,55
07-0096	45	55	45	2		302	0,76
07-0144	50	55	50	2		312	0,82
07-0131	15	60	15	3		387	0,68
07-0049	20	60	20	2		272	0,52
07-0015	30	60	30	3		432	0,92
07-0080	30	60	30	4		568	1,21
07-0127	40	60	40	2.5		388	0,91
07-0022	40	60	40	3		462	1,09
07-0023	40	60	40	4		608	1,43
07-0036	40	60	40	5		750	1,76
07-0118	50	60	50	2		332	0,85
07-0112	50	60	50	3		492	1,25
07-0030	60	60	60	3		522	1,41
07-0046	60	60	60	4		688	1,86
07-0031	60	60	60	5		850	2,30
07-0113	25	65	25	2.5		375	0,74
07-0099	55	65	55	2.5		450	1,15
07-0116	40	70	40	3		522	1,17
07-0147	40	70	40	4		688	1,53
07-0132	70	70	70	5		1000	2,71
07-0065	80	72	80	5		1070	3,00
07-0041	20	80	20	2		352	0,63
07-0135	20	80	20	4		688	1,21
07-0052	30	80	30	3		552	1,09
07-0056	40	80	40	3		582	1,25
07-0075	40	80	40	4		768	1,64
07-0137	40	80	40	5		950	2,03
07-0103	40	80	40	6		1128	2,40
07-0130	45	80	45	6		1158	2,57
07-0028	50	80	50	3		612	1,41
07-0059	50	80	50	5		1000	2,30
07-0152	60	80	60	5		1050	2,56
07-0045	75	80	75	5		1125	2,97
07-0032	80	80	80	4		928	2,51
07-0076	80	80	80	5		1150	3,11
07-0090	85	85	85	3		747	2,02
07-0117	40	86	40	3		618	1,30
07-0071	30	90	30	2		412	0,79
07-0098	40	90	40	3		642	1,33
07-0029	50	90	50	3		672	1,49
07-0161	50	90	50	5		1100	2,43
07-0124	12	100	12	3		618	0,96
07-0040	20	100	20	2		432	0,73
07-0134	30	100	30	3		672	1,25
07-0159	40	100	40	2		472	0,95
07-0017	40	100	40	3		702	1,41

Profile Code	B (mm)	A (mm)	B (mm)	t (mm)	Additional charge	Area <i>Flaeche</i> (mm ²)	Weight <i>Gewicht</i> (Kg/m)
07-0062	40	100	40	4		928	1,86
07-0058	50	100	50	3		732	1,57
07-0060	50	100	50	4		968	2,07
07-0024	50	100	50	5		1200	2,57
07-0157	50	100	50	8		1872	3,97
07-0148	50	100	50	10		2300	4,86
07-0151	100	100	100	4		1168	3,15
07-0054	100	100	100	5		1450	3,92
07-0100	40	106	40	3		738	1,46
07-0120	50	108	50	3		780	1,64
07-0038	20	120	20	2		512	0,84
07-0136	20	120	20	2.5		638	1,05
07-0072	30	120	30	2		532	0,95
07-0039	40	120	40	3		822	1,57
07-0149	45	120	45	10		2650	5,13
07-0093	55	120	55	10		2750	5,67
07-0068	60	120	60	8		2272	4,84
07-0138	80	120	80	8		2432	5,72
07-0061	63	125	63	6		1806	3,87
07-0089	80	125	80	8		2512	5,81
07-0073	30	140	30	2		612	1,06
07-0129	40	140	40	3		942	1,74
07-0069	60	140	60	6		1968	4,02
07-9001	60	140	60	8		2592	5,27
07-0139	50	150	50	3		1032	1,98
07-0087	50	150	50	16		5088	9,42
07-0155	100	150	100	5		1950	4,59
07-0033	80	160	80	8		3072	6,57
07-0123	80	160	80	10		3800	8,13
07-0142	40	200	40	3		1302	2,22
07-0145	20	220	20	4		1808	2,72

Z-Profiles

Z-Profile

08



Notes:

* The weight of each profile is calculated by measuring its cross-sectional area and multiplying it by the material density. The aluminium density is considered to be 2,70 gr/cm³.

** Alloy and Length is subject to customer's request.

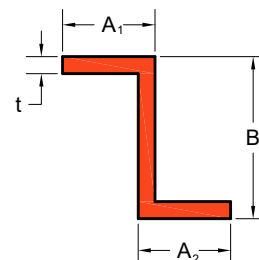
*** Radii less than 1mm are not stated.

A₁ = Width 1

A₂ = Width 2

B = Height

t = thickness



EXPERTS IN ALUMINIUM™

Profile Code	A ₁ (mm)	B (mm)	A ₂ (mm)	t (mm)	Additional charge	Area Flaeche (mm ²)	Weight Gewicht (Kg/m)
08-0010	15	10	15	2		72	0,19
08-0005	15	15	15	2		82	0,22
08-0006	15	20	15	2		92	0,25
08-0000	20	20	20	2		112	0,30
08-0007	25	25	25	2		142	0,38
08-0011	25	25	25	3		207	0,56
08-0008	30	30	30	2		172	0,46
08-0001	30	30	30	3		252	0,68
08-0009	40	30	40	2		212	0,57
08-0003	30	40	30	3		282	0,76
08-0002	40	40	40	3		342	0,92
08-0004	18	43	18	3		219	0,59
08-0012	30	50	30	3		312	0,84
08-0013	40	60	40	4		528	1,43



Square tubes

Vierkantrohre

09

Notes:

* The weight of each profile is calculated by measuring its cross-sectional area and multiplying it by the material density. The aluminium density is considered to be 2,70 gr/cm³.

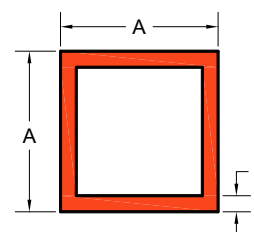
** Alloy and Length is subject to customer's request.

*** Radii less than 1mm are not stated.

A = Width

A = Height

t = Thickness



EXPERTS IN ALUMINIUM™

Profile Code	A (mm)	t (mm)	Additional charge	Area Fläche (mm ²)	Weight Gewicht (Kg/m)
09-0054	10	1.5		51	0,14
09-0004	15	1.5		81	0,22
09-0005	15	2		104	0,28
09-0006	20	1.5		111	0,30
09-0010	20	2		144	0,38
09-0051	20	3		204	0,55
09-0007	25	1.5		141	0,38
09-0008	25	2		184	0,50
09-0065	25	2.5		225	0,61
09-0009	25	3		264	0,71
09-0040	30	1.5		171	0,46
09-0000	30	2		224	0,60
09-0001	30	3		324	0,87
09-0066	30	4		416	1,13
09-0059	34	2		256	0,69
09-0002	35	2		264	0,71
09-0049	35	3		384	1,04
09-0050	35	4		496	1,34
09-0003	40	1.5		231	0,62
09-0012	40	2		304	0,82
09-0013	40	2.5		375	1,01
09-0014	40	3		444	1,20
09-0015	40	4		576	1,56
09-0044	40	5		700	1,89
09-0016	45	2		344	0,93
09-0072	45	4		656	1,77
09-0068	50	1.5		291	0,79
09-0017	50	2		384	1,04
09-0056	50	2.5		475	1,28
09-0018	50	3		564	1,52
09-0019	50	4		736	1,99

Profile Code	A (mm)	t (mm)	Additional charge	Area <i>Flaeche</i> (mm ²)	Weight <i>Gewicht</i> (Kg/m)
09-0020	50	5		900	2,43
09-0058	55	2		424	1,14
09-0042	60	1.5		351	0,95
09-0021	60	2		464	1,25
09-0063	60	2.5		575	1,56
09-0022	60	3		684	1,85
09-0023	60	4		896	2,42
09-0046	60	5		1100	2,97
09-0061	60	6		1296	3,51
09-0064	65	2.5		625	1,69
09-0024	70	2		544	1,47
09-0052	70	3		804	2,17
09-0025	70	4		1056	2,85
09-0026	80	2	*	624	1,68
09-0027	80	3		924	2,49
09-0028	80	4		1216	3,28
09-0029	80	5		1500	4,05
09-0047	80	6		1776	4,80
09-0070	80	8		2304	6,22
09-0060	85	2	*	664	1,79
09-0053	85	4		1296	3,50
09-0039	89	3.5		1197	3,23
09-0030	90	4		1376	3,72
09-0043	90	5		1700	4,59
09-0031	100	2	*	784	2,12
09-0032	100	3		1164	3,14
09-0033	100	4		1536	4,15
09-0034	100	5		1900	5,13
09-0057	100	6		2256	6,09
09-0062	100	10		3600	9,76
09-0069	110	2	*	864	2,33
09-0038	120	2	*	944	2,55
09-0035	120	2.5	*	1175	3,17
09-0036	120	4		1856	5,01
09-0037	120	5		2300	6,21
09-0071	120	8		3584	9,68
09-0048	145	3	*	1704	4,60
09-0055	150	3	*	1764	4,76
09-0073	150	4		2336	6,31
09-0041	150	5		2900	7,83
09-0067	150	8		4544	12,27



Rectangular tubes

Rechteckrohre

10

Notes:

* The weight of each profile is calculated by measuring its cross-sectional area and multiplying it by the material density. The aluminium density is considered to be 2,70 gr/cm³.

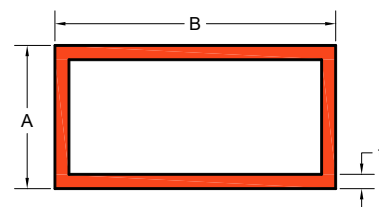
** Alloy and Length is subject to customer's request.

*** Radii less than 1mm are not stated.

A=Width

B=Height

t=thickness



EXPERTS IN ALUMINIUM™

Profile Code	A (mm)	B (mm)	t (mm)	Additional charge	Area Flaeche (mm ²)	Weight Gewicht (Kg/m)
10-0100	20	10	1.2		66	0,18
10-0014	20	10	1.5		81	0,22
10-0015	20	10	2		104	0,28
10-0131	20	15	1.5		96	0,26
10-0016	20	15	2		124	0,33
10-0195	25	10	2		124	0,34
10-0017	25	15	1.5		111	0,30
10-0018	25	15	2		144	0,39
10-0134	25	20	1.5		126	0,34
10-0167	25	20	2		164	0,44
10-0000	30	10	1.5		111	0,30
10-0097	30	10	2		144	0,39
10-0099	30	15	1.5		126	0,34
10-0001	30	15	2		164	0,44
10-0002	30	20	1.5		141	0,38
10-0003	30	20	2		184	0,50
10-0148	30	20	3		264	0,71
10-0181	30	25	2		204	0,55
10-0145	30	25	3		294	0,79
10-0133	35	15	2		184	0,50
10-0154	35	20	1.5		156	0,42
10-0004	35	20	2		204	0,55
10-0168	35	25	1.5		171	0,46
10-0125	35	25	2		224	0,60
10-0226	35	30	3		354	0,96
10-0005	40	10	2		184	0,50
10-0209	40	15	1.5		156	0,42
10-0006	40	15	2		204	0,55
10-0019	40	20	1.2		138	0,37
10-0007	40	20	1.5		171	0,46
10-0008	40	20	2		224	0,60

Profile Code	A (mm)	B (mm)	t (mm)	Additional charge	Area <i>Flaeche</i> (mm ²)	Weight <i>Gewicht</i> (Kg/m)
10-9003	40	20	2.5		275	0,75
10-0020	40	20	3		324	0,87
10-0178	40	20	4		416	1,13
10-0009	40	25	1.5		186	0,50
10-0010	40	25	2		244	0,66
10-0127	40	25	3		354	0,96
10-0196	40	30	1.5		201	0,54
10-0011	40	30	2		264	0,71
10-0201	40	30	2.5		325	0,88
10-0021	40	30	3		384	1,04
10-0132	40	30	4		496	1,34
10-0152	45	20	2		244	0,66
10-0105	45	25	2		264	0,71
10-0225	45	25	3		384	1,04
10-0112	45	34	3		438	1,18
10-0022	50	15	2		244	0,66
10-0120	50	20	1.5		201	0,54
10-0012	50	20	2		264	0,71
10-0023	50	20	3		384	1,04
10-0185	50	20	4		496	1,34
10-0126	50	25	1.5		216	0,58
10-0013	50	25	2		284	0,77
10-0232	50	25	2.5		350	0,95
10-0110	50	25	3		414	1,12
10-0221	50	30	1.5		231	0,62
10-0024	50	30	2		304	0,82
10-0159	50	30	2.5		375	1,01
10-0025	50	30	3		444	1,20
10-0224	50	30	4		576	1,56
10-0146	50	34	3		468	1,26
10-0026	50	40	2		344	0,93
10-0027	50	40	2.5		425	1,15
10-0028	50	40	3		504	1,36
10-0029	50	40	4		656	1,77
10-0210	50	45	2		364	0,98
10-0206	55	35	2		344	0,93
10-0211	55	50	3		594	1,60
10-0143	60	15	2		284	0,77
10-9004	60	18	1.5		225	0,61
10-0030	60	20	1.5		231	0,62
10-0031	60	20	2		304	0,82
10-0135	60	20	3		444	1,20
10-0032	60	20	4		576	1,56
10-0197	60	25	1.5		246	0,67
10-0033	60	25	2		324	0,87
10-0115	60	25	3		474	1,28
10-0111	60	30	1.5		261	0,70

Profile Code	A (mm)	B (mm)	t (mm)	Additional charge	Area <i>Flaeche</i> (mm ²)	Weight <i>Gewicht</i> (Kg/m)
10-0034	60	30	2		344	0,93
10-0035	60	30	3		504	1,36
10-0036	60	30	4		656	1,77
10-0140	60	34	3		528	1,43
10-0037	60	40	2		384	1,04
10-0038	60	40	2.5		475	1,28
10-0039	60	40	3		564	1,52
10-0040	60	40	4		736	1,99
10-0165	60	40	5		900	2,43
10-0138	60	50	2		424	1,14
10-0041	60	50	3		624	1,68
10-0042	60	50	4		816	2,20
10-0194	60	50	5		1000	2,71
10-0155	65	20	2		324	0,88
10-0149	70	20	1.5		261	0,70
10-0137	70	20	2		344	0,93
10-0190	70	25	2.5		450	1,22
10-0235	70	25	3		534	1,44
10-0213	70	30	2		384	1,04
10-0160	70	30	3		564	1,52
10-0043	70	40	3		624	1,69
10-0163	70	40	4		816	2,20
10-0220	70	50	3		684	1,85
10-0189	70	50	4		896	2,43
10-0164	75	35	2.5		525	1,42
10-0156	75	45	2		464	1,25
10-0186	75	50	3		714	1,93
10-9005	80	18	1.5		285	0,77
10-0192	80	18	2		376	1,02
10-0044	80	20	1.5		291	0,79
10-0045	80	20	2		384	1,04
10-0170	80	25	2		404	1,09
10-0180	80	25	2.5		500	1,35
10-0046	80	30	2		424	1,15
10-0047	80	30	3		624	1,69
10-0169	80	30	4		816	2,20
10-0048	80	40	1.5		351	0,95
10-0049	80	40	2		464	1,25
10-0050	80	40	2.5		575	1,55
10-0051	80	40	3		684	1,85
10-0052	80	40	4		896	2,42
10-0188	80	40	6		1296	3,51
10-0053	80	50	2		504	1,36
10-0054	80	50	3		744	2,01
10-0055	80	50	4		976	2,64
10-0212	80	50	5		1200	3,24
10-0222	80	60	2		544	1,47

Profile Code	A (mm)	B (mm)	t (mm)	Additional charge	Area Flaeche (mm ²)	Weight Gewicht (Kg/m)
10-0173	80	60	2.5		675	1,82
10-0056	80	60	3		804	2,17
10-0057	80	60	4		1056	2,85
10-0203	80	60	5		1300	3,52
10-0128	80	70	5		1400	3,78
10-0123	85	30	2		444	1,20
10-0117	90	40	3		744	2,01
10-0219	90	50	3		804	2,17
10-9006	100	18	1.5		345	0,93
10-0124	100	18	1.8		412	1,11
10-0151	100	18	2		456	1,23
10-0227	100	20	1.5		351	0,95
10-0058	100	20	2		464	1,25
10-0059	100	25	2		484	1,31
10-0104	100	30	2		504	1,36
10-0193	100	30	2.5		625	1,69
10-0060	100	30	3		744	2,01
10-0119	100	40	2		544	1,47
10-0200	100	40	2.5		675	1,83
10-0061	100	40	3		804	2,17
10-0062	100	40	4		1056	2,85
10-0063	100	50	2		584	1,58
10-0064	100	50	3		864	2,33
10-0065	100	50	4		1136	3,07
10-0102	100	50	5		1400	3,78
10-0177	100	60	2		624	1,68
10-0118	100	60	2.5		775	2,09
10-0066	100	60	3		924	2,50
10-0067	100	60	4		1216	3,28
10-0136	100	60	5		1500	4,05
10-0068	100	80	3		1044	2,82
10-0229	100	80	4		1376	3,72
10-0174	100	80	5		1700	4,59
10-9007	120	18	1.5		405	1,09
10-0108	120	18	2		536	1,45
10-0069	120	20	2		544	1,47
10-0176	120	30	2		584	1,58
10-0121	120	30	3		864	2,33
10-0070	120	40	2		624	1,68
10-0191	120	40	2.5		775	2,10
10-0207	120	40	3		924	2,49
10-0071	120	40	4		1216	3,28
10-0182	120	50	2		664	1,80
10-0109	120	50	3		984	2,66
10-0072	120	50	4		1296	3,50
10-0175	120	60	1.5	*	531	1,43
10-0228	120	60	2	*	704	1,90

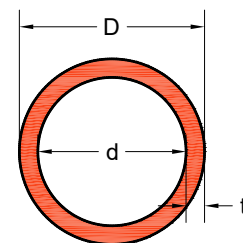
Profile Code	A (mm)	B (mm)	t (mm)	Additional charge	Area Flaeche (mm ²)	Weight Gewicht (Kg/m)
10-0073	120	60	3		1044	2,82
10-0074	120	60	4		1376	3,72
10-0075	120	80	3		1164	3,14
10-0218	120	80	4		1536	4,15
10-0204	120	80	6		2256	6,11
10-0147	120	90	2	*	824	2,22
10-9002	120	100	8		3264	8,85
10-0208	128	75	4		1560	4,21
10-0183	130	20	2		584	1,58
10-0113	130	30	3		924	2,50
10-0076	130	50	4		1376	3,72
10-0129	130	50	5		1700	4,59
10-0230	130	60	3		1104	2,98
10-0077	140	18	2		616	1,66
10-0217	140	20	3		924	2,50
10-0078	140	40	4		1376	3,72
10-0233	140	50	4		1456	3,93
10-0098	140	60	2.5		975	2,63
10-0114	140	60	4		1536	4,15
10-0130	140	60	8		2944	7,95
10-0236	140	70	5		2000	5,40
10-0079	140	80	4		1696	4,58
10-0101	150	18	2		656	1,77
10-0179	150	20	2		664	1,80
10-0107	150	30	2		704	1,90
10-0103	150	30	2.5		875	2,36
10-0231	150	40	3		1104	2,98
10-0080	150	40	4		1456	3,93
10-0081	150	50	2		784	2,12
10-0106	150	50	3		1164	3,14
10-0082	150	50	4		1536	4,15
10-0139	150	50	5		1900	5,13
10-0122	150	50	6		2256	6,09
10-0083	150	60	3		1224	3,31
10-0161	150	60	4		1616	4,36
10-0084	150	60	5		2000	5,40
10-0158	150	80	4		1776	4,80
10-0085	150	100	3	*	1464	3,95
10-0214	150	100	8		3744	10,11
10-0141	150	120	5		2600	7,02
10-0086	160	40	2	*	784	2,12
10-0162	160	40	4		1536	4,15
10-0087	160	60	4		1696	4,58
10-0088	160	60	5		2100	5,67
10-0089	160	80	4		1856	5,01
10-0166	180	18	2		776	2,10
10-0199	180	40	2.5	*	1075	2,91

Profile Code	A (mm)	B (mm)	t (mm)	Additional charge	Area <i>Fläche</i> (mm ²)	Weight <i>Gewicht</i> (Kg/m)
10-0090	180	40	4		1696	4,58
10-0091	180	50	4		1776	4,80
10-0092	180	60	3		1404	3,79
10-0234	180	60	4		1856	5,01
10-0093	180	80	4		2016	5,44
10-0187	180	80	6		2976	8,06
10-0142	200	18	2		856	2,31
10-0198	200	20	2		864	2,34
10-0202	200	25	2		884	2,40
10-0153	200	30	2.8		1257	3,39
10-0116	200	40	3		1404	3,79
10-0094	200	50	2.5		1225	3,31
10-0216	200	50	3		1464	3,95
10-0095	200	50	4		1936	5,23
10-0205	200	60	3		1524	4,13
10-0096	200	60	4		2016	5,44
10-0144	200	65	3		1554	4,20
10-0172	200	80	4		2176	5,88
10-0171	200	100	4		2336	6,31
10-0223	200	100	5		2900	7,83

Round tubes

Rundrohre

11



Notes:

* The weight of each profile is calculated by measuring its cross-sectional area and multiplying it by the material density. The aluminium density is considered to be 2,70 gr/cm³.

** Alloy and Length is subject to customer's request.

*** Radii less than 1mm are not stated.

D=Outer Diameter

d=Inner diameter

t=thickness

EXPERTS IN ALUMINIUM™

Profile Code	D (mm)	d (mm)	t (mm)	Additional charge	Area Flaeche (mm ²)	Weight Gewicht (Kg/m)
11-0073	8	6	1	* THICK. ACC. TO EN 755-9	22	0,06
11-0167	8	5	1.5	*	31	0,08
11-0078	10	8	1	* THICK. ACC. TO EN 755-9	28	0,08
11-0125	10	7	1.5		40	0,11
11-0061	10	6	2		50	0,14
11-0170	10	5	2.5		59	0,16
11-0136	10	4	3		66	0,18
11-0145	11	9	1	* THICK. ACC. TO EN 755-9	31	0,09
11-0091	12	10	1	*	35	0,09
11-0157	12	9	1.5	*	49	0,13
11-0062	12	8	2		63	0,17
11-0203	12	6	3		85	0,23
11-0117	13	11	1	* THICK. ACC. TO EN 755-9	38	0,10
11-0232	13	10	1.5	*	54	0,15
11-0108	13	9	2		69	0,19
11-0233	13	7	3		94	0,26
11-0129	14	12	1	* THICK. ACC. TO EN 755-9	41	0,11
11-0072	14	10	2		75	0,20
11-0077	15	13	1	* THICK. ACC. TO EN 755-9	44	0,12
11-0223	15	12	1.5		64	0,17
11-0090	15	11	2		82	0,22
11-0164	15	7	4		138	0,37
11-9004	16	14	1	* THICK. ACC. TO EN 755-9	47	0,13
11-0242	16	13	1.5		68	0,18
11-0063	16	12	2		88	0,24
11-0096	16	11	2.5		106	0,29
11-0144	16	10	3		123	0,33
11-0146	17	10	3.5		148	0,40
11-0224	18	16	1	*	53	0,14
11-0217	18	15	1.5		78	0,21
11-0070	18	14	2		101	0,27

Profile Code	D (mm)	d (mm)	t (mm)	Additional charge	Area Fläche (mm ²)	Weight Gewicht (Kg/m)
11-0220	18	12	3		141	0,38
11-0131	19	17	1	* THICK. ACC. TO EN 755-9	57	0,15
11-0158	19	16	1,5		82	0,22
11-0133	19	15	2		107	0,29
11-0107	20	18	1	* THICK. ACC. TO EN 755-9	60	0,16
11-0082	20	17	1,5		87	0,24
11-0000	20	16	2		113	0,31
11-0149	20	15	2,5		137	0,37
11-0001	20	14	3		160	0,43
11-0067	20	12	4		201	0,54
11-0075	20	10	5		236	0,64
11-0115	22	20	1	* THICK. ACC. TO EN 755-9	66	0,18
11-0187	22	19	1,5		97	0,26
11-0074	22	18	2		126	0,34
11-0253	22	17	2,5		153	0,41
11-0245	22	16	3		179	0,48
11-0199	22	14	4		226	0,61
11-0216	22	12	5		267	0,72
11-9005	23	21	1	* THICK. ACC. TO EN 755-9	69	0,19
11-0184	24	21	1,5		106	0,29
11-0097	25	23	1	* THICK. ACC. TO EN 755-9	75	0,20
11-9006	25	22,6	1,2	* THICK. ACC. TO EN 755-9	90	0,24
11-0069	25	22	1,5		111	0,30
11-0002	25	21	2		145	0,39
11-0161	25	20	2,5		177	0,48
11-0003	25	19	3		207	0,56
11-0084	25	15	5		314	0,85
11-0238	27	24	1,5		120	0,32
11-0168	27	23	2		157	0,43
11-0098	28	26	1	* THICK. ACC. TO EN 755-9	85	0,23
11-0175	28	25	1,5		125	0,34
11-0086	28	24	2		163	0,44
11-0221	28	20	4		302	0,81
11-0185	28	18	5		361	0,98
11-0080	30	27	1,5		134	0,36
11-0004	30	26	2		176	0,48
11-0166	30	25	2,5		216	0,58
11-0005	30	24	3		254	0,69
11-0132	30	22	4		327	0,88
11-0011	30	20	5		393	1,06
11-0237	30	15	7,5		530	1,43
11-0251	30	10	10		628	1,70
11-0249	31	28	1,5		139	0,38
11-0099	32	30	1	* THICK. ACC. TO EN 755-9	97	0,26
11-0151	32	29	1,5		144	0,39
11-0012	32	28	2		188	0,51
11-0244	32	27	2,5		232	0,63

Profile Code	D (mm)	d (mm)	t (mm)	Additional charge	Area Flaeche (mm ²)	Weight Gewicht (Kg/m)
11-0210	32	26	3		273	0,74
11-0155	32	25	3.5		313	0,85
11-0219	34	30	2		201	0,54
11-0235	34	28	3		292	0,79
11-0148	35	33	1	* THICK. ACC. TO EN 755-9	107	0,29
11-9001	35	32,4	1.3	* THICK. ACC. TO EN 755-9	138	0,37
11-0169	35	32	1.5		158	0,43
11-0006	35	31	2		207	0,56
11-0066	35	30	2.5		255	0,69
11-0007	35	29	3		302	0,81
11-0126	35	27	4		390	1,05
11-0013	35	25	5		471	1,27
11-0189	35	21	7		616	1,67
11-0179	35	17	9		735	1,99
11-0195	36	33	1.5		163	0,44
11-0123	38	36	1	* THICK. ACC. TO EN 755-9	116	0,31
11-0134	38	34	2		226	0,61
11-0119	38	30	4		427	1,15
11-9007	40	37,6	1.2	* THICK. ACC. TO EN 755-9	146	0,39
11-0014	40	37	1.5		181	0,49
11-0008	40	36	2		239	0,64
11-0094	40	35	2.5		295	0,80
11-0009	40	34	3		349	0,94
11-0246	40	33	3.5		401	1,08
11-0015	40	32	4		452	1,22
11-0180	40	31	4.5		502	1,36
11-0016	40	30	5		550	1,48
11-0121	40	28	6		641	1,73
11-0226	40	24	8		804	2,17
11-0198	40	20	10		942	2,55
11-0200	42	39	1.5	*	191	0,52
11-0176	42	38	2		251	0,68
11-0017	42	36	3		368	0,99
11-0201	42	35	3.5		423	1,15
11-0186	42	34	4		478	1,29
11-0165	42	32	5		581	1,57
11-0247	42	30	6		679	1,83
11-0010	45	41	2		270	0,73
11-0127	45	40	2.5		334	0,90
11-0018	45	39	3		396	1,07
11-0209	45	37	4		515	1,40
11-0093	45	35	5		628	1,70
11-0240	46	40	3		405	1,09
11-0183	46	38	4		528	1,43
11-0103	46	33	6.5		807	2,18
11-0019	48	44	2		289	0,78
11-0128	48	43	2.5		357	0,97

Profile Code	D (mm)	d (mm)	t (mm)	Additional charge	Area Fläche (mm ²)	Weight Gewicht (Kg/m)
11-0174	48	42,4	2.8		398	1,08
11-0020	48	42	3		424	1,15
11-0021	48	40	4		553	1,49
11-9008	48.3	43,3	2.5		360	0,97
11-9013	48.3	43,1	2.6		373	1,01
11-0205	48.3	42,3	3		427	1,16
11-0118	48.3	40,7	3.8		531	1,43
11-9010	48.3	40,3	4		557	1,50
11-0159	48.3	40,2	4.05		563	1,52
11-0089	50	48	1	* THICK. ACC. TO EN 755-9	154	0,42
11-0022	50	47	1.5	*	229	0,62
11-0023	50	46	2		302	0,81
11-0024	50	45	2.5		373	1,01
11-0025	50	44	3		443	1,20
11-0026	50	42	4		578	1,56
11-0027	50	40	5		707	1,91
11-0196	50	38	6		829	2,24
11-0239	50	34	8		1056	2,85
11-0064	50	30	10		1257	3,39
11-9002	50	26	12		1433	4,08
11-0095	50	20	15		1649	4,45
11-0204	51	47	2		308	0,83
11-0140	53	47	3		471	1,27
11-0202	54	50	2		327	0,89
11-0076	55	51	2		333	0,90
11-0083	55	50	2.5		412	1,11
11-0194	55	49	3		490	1,33
11-0102	55	45	5		785	2,12
11-0243	55	35	10		1414	3,82
11-0172	58	34	12		1734	4,70
11-0028	60	57	1.5	*	276	0,74
11-0029	60	56	2	*	364	0,99
11-0030	60	55	2.5		452	1,22
11-0031	60	54	3		537	1,45
11-0032	60	52	4		704	1,90
11-0033	60	50	5		864	2,33
11-0182	60	48	6		1018	2,76
11-0260	60	44	8		1307	3,53
11-0156	60	40	10		1571	4,24
11-0154	60	30	15		2121	5,73
11-0081	60	20	20		2513	6,79
11-0120	63	53	5		911	2,46
11-0034	65	61	2	*	396	1,07
11-0035	65	60	2.5		491	1,33
11-0104	65	55	5		942	2,55
11-0079	65	50	7.5		1355	3,66
11-0255	65	45	10		1728	4,67

Profile Code	D (mm)	d (mm)	t (mm)	Additional charge	Area <i>Flaeche</i> (mm ²)	Weight <i>Gewicht</i> (Kg/m)
11-0147	65	25	20		2827	7,63
11-0036	70	66	2	*	427	1,15
11-0037	70	64	3		631	1,71
11-0101	70	62	4		829	2,24
11-0038	70	60	5		1021	2,76
11-0191	70	58	6		1206	3,27
11-0110	70	54	8		1558	4,21
11-0150	70	50	10		1885	5,09
11-0234	70	40	15		2592	7,00
11-0113	70	30	20		3142	8,48
11-9015	75	71	2	*	459	1,24
11-0039	75	70	2.5		569	1,54
11-0231	75	69	3		679	1,83
11-0040	75	65	5		1100	2,97
11-0230	75	55	10		2042	5,51
11-0071	75	45	15		2827	7,63
11-0137	76	71	2.5		577	1,56
11-0068	76	70	3		688	1,86
11-0041	80	76	2	*	490	1,32
11-0105	80	75	2.5	*	609	1,64
11-0042	80	74	3		726	1,96
11-0092	80	72	4		955	2,58
11-0043	80	70	5		1178	3,18
11-0248	80	68	6		1395	3,77
11-0197	80	64	8		1810	4,90
11-0163	80	60	10		2199	5,94
11-0213	80	50	15		3063	8,27
11-0193	80	40	20		3770	10,22
11-0088	83	73	5		1225	3,31
11-0229	86	80	3		782	2,11
11-0259	90	86	2	*	553	1,49
11-0044	90	85	2.5	*	687	1,86
11-0087	90	84	3		820	2,21
11-0162	90	82	4		1081	2,92
11-0045	90	80	5		1335	3,60
11-0212	90	70	10		2513	6,81
11-0227	90	60	15		3534	9,54
11-0257	92	62	15		3629	9,80
11-0046	100	96	2	*	616	1,66
11-0160	100	95	2.5	*	766	2,07
11-0047	100	94	3	*	914	2,47
11-0048	100	92	4		1206	3,26
11-0049	100	90	5		1492	4,03
11-0208	100	88	6		1772	4,80
11-0211	100	84	8		2312	6,27
11-0122	100	80	10		2827	7,63
11-0214	100	70	15		4006	10,82

Profile Code	D (mm)	d (mm)	t (mm)	Additional charge	Area Flaeche (mm ²)	Weight Gewicht (Kg/m)
11-9011	105	101	2	*	647	1,75
11-0241	105	100	2.5		805	2,17
11-0258	105	75	15		4241	11,45
11-0114	106	100	3	*	971	2,62
11-0050	108	102	3	*	990	2,67
11-0051	108	100	4		1307	3,53
11-0052	108	98	5		1618	4,37
11-0135	110	107	1.5	*	511	1,38
11-0171	110	106	2	*	679	1,84
11-9016	110	105	2.5	*	844	2,28
11-0190	110	104	3	*	1008	2,73
11-0053	110	100	5		1649	4,45
11-0236	110	98	6		1960	5,29
11-0188	110	90	10		3142	8,51
11-0228	115	105	5		1728	4,67
11-0256	115	85	15		4712	12,72
11-0054	120	116	2	*	741	2,00
11-0055	120	114	3	*	1103	2,98
11-0111	120	112	4		1458	3,94
11-0056	120	110	5		1806	4,88
11-0207	120	100	10		3456	9,37
11-0109	125	120	2.5	*	962	2,60
11-0100	125	119	3	*	1150	3,11
11-0124	125	117	4		1521	4,11
11-0177	125	115	5		1885	5,11
11-0139	125	110	7.5		2769	7,48
11-0152	130	124	3	*	1197	3,23
11-0085	130	120	5		1963	5,30
11-0192	130	118	6		2337	6,33
11-0116	133	127	3	*	1225	3,31
11-0222	133	125	4	*	1621	4,38
11-0252	135	125	5		2042	5,51
11-0142	138	132	3	*	1272	3,44
11-0141	140	136	2	*	867	2,34
11-0178	140	132	4	*	1709	4,63
11-0057	140	130	5	*	2121	5,73
11-0254	140	124	8		3318	8,96
11-0112	145	137	4	*	1772	4,78
11-0058	150	146	2	*	930	2,51
11-0059	150	144	3	*	1385	3,74
11-0060	150	140	5		2278	6,15
11-0261	150	134	8		3569	9,64
11-9012	156	150	3	*	1442	3,89
11-0173	160	154	3	*	1480	4,01
11-0130	160	150	5		2435	6,57
11-0215	170	160	5	*	2592	7,00
11-0106	180	170	5	*	2749	7,42

Profile Code	D (mm)	d (mm)	t (mm)	Additional charge	Area <i>Flaeche</i> (mm ²)	Weight <i>Gewicht</i> (Kg/m)
11-0225	180	168	6	*	3280	8,86
11-0181	200	190	5	*	3063	8,30



Square tubes with rounded corners

Vierkantrohre mit gerundeten Ecken

12

Notes:

* The weight of each profile is calculated by measuring its cross-sectional area and multiplying it by the material density. The aluminium density is considered to be 2,70 gr/cm³.

** Alloy and Length is subject to customer's request.

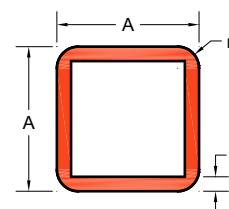
*** Radii less than 1mm are not stated.

A=Width

A=Height

t=thickness

r=Corner radius



EXPERTS IN ALUMINIUM™

Profile Code	A (mm)	t (mm)	r ^(***) (mm)	Additional charge	Area Flaeche (mm ²)	Weight Gewicht (Kg/m)
12-0012	20	1.5	2		108	0,29
12-0021	20	2	2		141	0,38
12-0028	23	2	2		165	0,45
12-0000	25	2	2		181	0,49
12-0008	25	2.5	3		217	0,59
12-0001	30	2	2		221	0,60
12-0010	30	3	3		316	0,85
12-0007	30	4	5.5		390	1,05
12-0030	35	2	2		261	0,71
12-0002	40	2	2		301	0,81
12-0006	40	2.5	2		372	1,01
12-0009	40	2.5	4		361	0,98
12-0022	40	3	3		436	1,18
12-0016	40	4	4		562	1,52
12-0013	50	3	2		561	1,51
12-0014	50	3	3		556	1,50
12-0025	50	4	4		722	1,96
12-0031	50	5	5		879	2,38
12-0037	60	2	3		461	1,23
12-0034	60	2.5	3		567	1,53
12-0011	60	3	3		676	1,83
12-0027	60	3	6		653	1,79
12-0017	60	3	8		629	1,76
12-9001	60	4	2		893	2,42
12-0026	60	4	3		888	2,41
12-0024	60	4	4		882	2,39
12-0038	70	2	2		541	1,45
12-0029	70	2	4		530	1,45
12-0020	70	2.5	4		661	1,80
12-0039	80	2	2		621	1,67
12-0036	80	2	2.5	*	619	1,67

Profile Code	A (mm)	t (mm)	r ^(***) (mm)	Additional charge	Area <i>Flaeche</i> (mm ²)	Weight <i>Gewicht</i> (Kg/m)
12-0032	80	3	5		903	2,45
12-0004	80	4	6		1185	3,22
12-0035	80	6	6		1745	4,66
12-0019	90	4	3		1368	3,70
12-0033	100	3	8		1109	3,05
12-0015	100	4	7		1494	4,06
12-0023	120	4	10		1770	4,88



Rectangular tubes with rounded corners

Rechteckrohre mit gerundeten Ecken

13

Notes:

* The weight of each profile is calculated by measuring its cross-sectional area and multiplying it by the material density. The aluminium density is considered to be 2,70 gr/cm³.

** Alloy and Length is subject to customer's request.

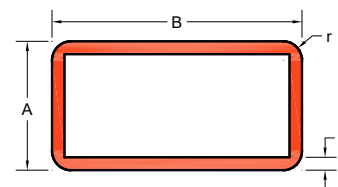
*** Radii less than 1mm are not stated.

A=Height

B=Width

t=thickness

r=Corner radius



EXPERTS IN ALUMINIUM™

Profile Code	B (mm)	A (mm)	t (mm)	r ^(***) (mm)	Additional charge	Area Flaeche (mm ²)	Weight Gewicht (Kg/m)
13-9001	25	15	2	3		136	0,37
13-0000	30	20	2	2		181	0,49
13-0001	35	25	2	2		221	0,60
13-0002	40	20	2	2		221	0,60
13-0023	40	20	3	3		316	0,88
13-0010	40	25	2	5		223	0,62
13-0024	40	25	2	3		236	0,64
13-0011	40	30	2	5		243	0,68
13-0027	40	30	4	4		482	1,30
13-0029	45	25	2	2		261	0,70
13-0012	50	30	2	2		301	0,81
13-0025	50	30	2	5		283	0,77
13-0015	50	30	3	3		436	1,18
13-0019	50	30	3	6		413	1,14
13-0021	60	30	2	3		336	0,91
13-0007	60	40	2	2		381	1,03
13-0006	60	40	2.5	2		472	1,27
13-0032	60	40	3	4		550	1,50
13-0004	60	40	3	3		556	1,51
13-0031	60	40	4	4		722	1,96
13-0016	60	50	3	3		616	1,69
13-0018	80	20	2	3		376	1,02
13-0009	80	30	3	3		616	1,67
13-0014	80	40	4	3		888	2,41
13-0017	80	50	3	3		736	2,01
13-0020	80	50	4	4		962	2,61
13-0008	80	60	4	6		1025	2,79
13-0013	100	30	4	4		962	2,60

CONTACT



COSMOS ALUMINIUM A.E.
ALUMINIUM INDUSTRY

8th km National Road Larissa-Athens,
Nikea Intersection

Larissa, Greece

PO Box. 1379, Zip Code 41110

Tel. +30 2410 567567

Fax. +30 2410 567510

info@cosmosaluminium.gr

www.cosmosaluminium.gr

